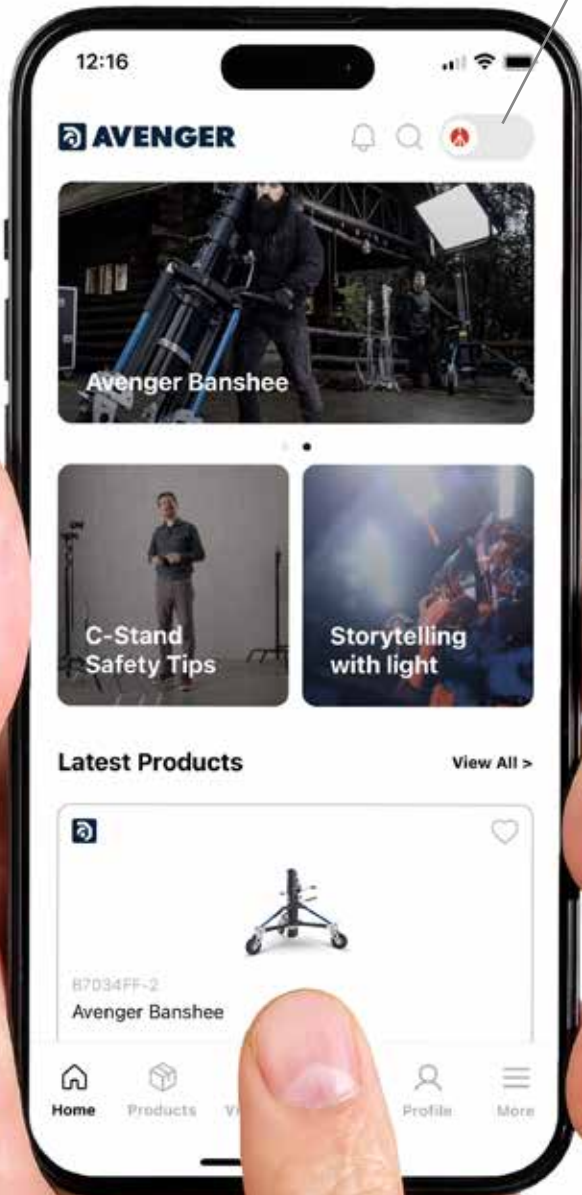




CINE SUPPORT SOLUTIONS



Use toggle to view
Avenger & Manfrotto
content side by side



Download the Avenger Grip Catalogue App


- Explore our products
- Browse by catalogue or family
- Detailed product filtering
- Watch our unique video content
- Read exclusive in app articles
- View Avenger & Manfrotto content side by side
- Get regular updates on new content
- Save items to custom lists
- And much more!


Scan the QR code below to download or search
Avenger Grip on the App store for Apple devices
or the Google Play store for Android devices.



Connect with
the world of

 **AVENGER**

 Follow us on Instagram
[@avengergrip](https://www.instagram.com/avengergrip)

 Like us on Facebook
[@avengergrip](https://www.facebook.com/avengergrip)

 Watch our videos
www.youtube.com/@AvengerGrip





Avenger

In 1988 the Avenger brand was established by the already successful Manfrotto company and started production in Feltre, responding to the specific needs of photo and cine markets. Avenger's range of products, including stands, clamps, grips, light modifiers and accessories have been designed in consultation with key cine industry professionals delivering the right combination of quality and performance to meet the exacting demands of the motion picture industry.

Our products are built tough, to withstand extreme use whether in the studio or on location including rough atmospheric conditions. Avenger's now established and highly regarded products have become industry standards. Products such as **Strato Safe** and **Long John Silver** are used worldwide and have been designed and built to meet a specific need of the industry. Avenger's strength in research and development has led to a new standard in safety; the Buccaneer light stand is the world's first stand to achieve a low-loading height of just 94cm or 37 inches, yet able to raise an 80kg (176.3lb) cine-light 3 metres (9.84 feet) high. Innovation is at the heart of all Avenger products,

offering the highest quality, most reliable and safest products for you to use. Our world class research and development team ensure our products meet and exceed the internationally recognised safety standards such as DIN 56950, TÜV, ISO9001 and ISO14001 plus TÜV, DIN & CE quality assurance regimes. These accreditations are your guarantee that our products meet and exceed the most exacting tests for safety and reliability.

TÜV SÜD Certification Mark

assures quality. Within our collection you will notice some products that are certified with TÜV SÜD. TÜV SÜD is a globally recognised, leading independent product certification body, providing minimum performance standards, certification and approval schemes for a wide range of products whether mandatory or voluntary. TÜV SÜD's distinctive blue octagon mark is instantly recognised everywhere as a symbol of quality and safety.



We have chosen to have our key products tested for compliance with the technical requirements of their voluntary standards; it is important to note that TUV regularly updates the standards and we reassess our equipment for compliance, making modifications as and when required. Our commitment to your safety never diminishes and is a key differentiator of the Avenger brand from others in the market. As a Company, we also comply

to **DIN 56950**. This safety standard applies to machinery and machinery installations used in places of assembly and in staging and production facilities for events and theatrical productions. Such facilities include theatres, multi-purpose halls, exhibition halls, film, television and radio studios. Avenger has a worldwide network of distribution partners to offer support; from assistance in product selection through to providing a fully comprehensive aftersales service

for further advice, spare parts and servicing.

We hope you find this catalogue a useful tool and remind you to visit our web site at www.avengergrip.com for the latest updates on products.



All Avenger products are designed, engineered and made in Italy.

PRODUCTS



STANDS

6

LIGHT CONTROL

40

SYSTEMS


52

ACCESSORIES

82




STANDS





STANDS PROPERTIES




Aluminum and Steel versions available. Alu Stand for lightness and steel stand for robustness and durability.



Levelling leg available in all the stands for ease of use on all different floor types. A fundamental feature for outdoor applications.



All the components are assembled using bolts (no rivets) for extra rigidity and easy maintenance if required.




Captive handle: thanks to this special machining on the threads, it is impossible to lose the handle even if completely unscrewed.



Captive collars: thanks to a special design, even if the user unscrews the locking nut, of this component the inner alu insert and dedicated machining of the tube does not allow for the column to separate.



Storing Device: this clever component permits easy and safe storage during transportation or in the warehouse.



Mobile Column: thanks to the double handles on the spider casting, the stand becomes more stable when lowering the central column on to the ground.



Dedicated design of the collars. It avoids any fingers pinching.



All the bases are made of square tubes in order to guarantee the best stability.



Welded spigot (steel version) guarantees the highest mechanical performance and reliability during the products working life.



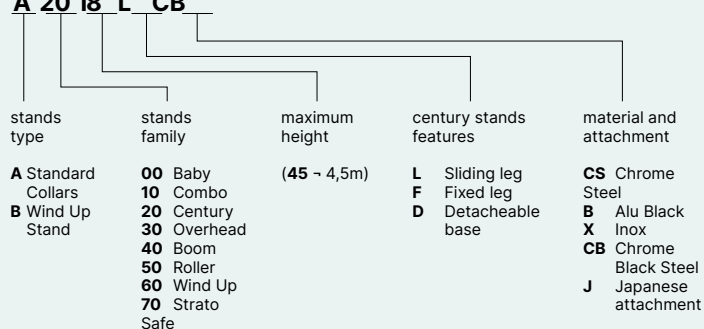
All the strategic aluminum components which have to guarantee safety of the product are made using the Gravity Casting technology. This process excludes any possibility of having air bubbles getting into the casting.



All the aluminum columns are assembled using electro-welded tubes. These components offer a higher stress resistance (bending and breaking) compared with the traditional extruded tubes.

HOW TO READ THE STAND CODES

A 20 18 L CB



CENTURY STANDS



A2016DCB

DETACHABLE / TURTLE BASE

A2016D

C-STAND 16 DETACHABLE CHROME FINISH VERSION

84cm 33.1in	155cm 61in	84cm 33.1in	95cm 37.4in	5,6kg 12.3lb
10kg 22lb	28mm 1" 1/8	16mm 5/8"	28mm 1" 1/8	

Chrome plated steel stand.
3 sections, 2 risers. Ø: 35, 30, 25mm. Leg Ø: 25mm.

A2022D

C-STAND 22 DETACHABLE CHROME FINISH VERSION

110cm 43.3in	222cm 87.4in	110cm 43.3in	95cm 37.4in	5,9kg 13lb
10kg 22lb	28mm 1" 1/8	16mm 5/8"	28mm 1" 1/8	

Chrome plated steel stand.
3 sections, 2 risers. Ø: 35, 30, 25mm. Leg Ø: 25mm.

A2030D

C-STAND 30 DETACHABLE CHROME FINISH VERSION

134cm 52.8in	300cm 118.1in	134cm 52.8in	95cm 37.4in	6,2kg 13.7lb
10kg 22lb	28mm 1" 1/8	16mm 5/8"	28mm 1" 1/8	

Chrome plated steel stand.
3 sections, 2 risers. Ø: 35, 30, 25mm. Leg Ø: 25mm.

A2016DCB

C-STAND 16 DETACHABLE BLACK CHROME FINISH VERSION

A2022DCB

C-STAND 22 DETACHABLE BLACK CHROME FINISH VERSION

A2030DCB

C-STAND 30 DETACHABLE BLACK CHROME FINISH VERSION

* Please note: the Japanese versions of the stands have a 17,5mm female top attachment



A2018F**C-STAND 18**

CHROME FINISH VERSION

84cm 33.1in	175cm 68.9in	84cm 33.1in	95cm 37.4in	4,3kg 9.5lb
8kg 17.6lb	16mm 5/8"			

Chrome plated steel stand.
3 sections, 2 risers.
Ø: 35, 30, 25mm. Leg Ø: 25mm.

A2025F**C-STAND 25**

CHROME FINISH VERSION

110cm 43.3in	253cm 99.6in	110cm 43.3in	95cm 37.4in	5kg 11lb
10kg 22lb	16mm 5/8"			

Chrome plated steel stand.
3 sections, 2 risers. Ø: 35, 30, 25mm. Leg Ø: 25mm.

A2033F**C-STAND 33**

CHROME FINISH VERSION

134cm 52.8in	328cm 129.1in	134cm 52.8in	95cm 37.4in	5,5kg 12.1lb
10kg 22lb	16mm 5/8"			

Chrome plated steel stand.
3 sections, 2 risers. Ø: 35, 30, 25mm. Leg Ø: 25mm.

A2018FCB**C-STAND 20**

BLACK CHROME FINISH VERSION

A2018FJCB**C-STAND 20**BLACK CHROME FINISH VERSION
JAPANESE VERSION***A2025FCB****C-STAND 25**

BLACK CHROME FINISH VERSION

A2033FCB**C-STAND 40**

BLACK CHROME FINISH VERSION

STANDARD/FIXED BASE**SLIDING LEG / ROCKY MOUNTAIN LEG****A2018L****C-STAND 18 SLIDING LEG**

CHROME FINISH VERSION

84cm 33.1in	175cm 68.9in	84cm 33.1in	95cm 37.4in	4,3kg 9.5lb
8kg 17.6lb	16mm 5/8"			

Chrome plated steel stand.
3 sections, 2 risers. Ø: 35, 30, 25mm. Leg Ø: 25mm.

A2025L**C-STAND 25 SLIDING LEG**

CHROME FINISH VERSION

110cm 43.3in	253cm 99.6in	110cm 43.3in	95cm 37.4in	5,8kg 12.8lb
10kg 22lb	16mm 5/8"			

Chrome plated steel stand.
3 sections, 2 risers. Ø: 35, 30, 25mm. Leg Ø: 25mm.

A2033L**C-STAND 33 SLIDING LEG**

CHROME FINISH VERSION

134cm 52.8in	328cm 129.1in	134cm 52.8in	95cm 37.4in	5,5kg 12.1lb
10kg 22lb	16mm 5/8"			

Chrome plated steel stand.
3 sections, 2 risers. Ø: 35, 30, 25mm. Leg Ø: 25mm.

A2018LCB**C-STAND 18 SLIDING LEG**

BLACK CHROME FINISH VERSION

A2018LJ**C-STAND 18 SLIDING LEG**

CHROME FINISH JAPANESE VERSION*

A2018LJCB**C-STAND 18 SLIDING LEG**BLACK CHROME FINISH JAPANESE
VERSION***A2025LCB****C-STAND 25 SLIDING LEG**

BLACK CHROME FINISH VERSION

A2025LJ**C-STAND 25 SLIDING LEG**

CHROME FINISH JAPANESE VERSION*

A2025LJCB**C-STAND 25 SLIDING LEG**BLACK CHROME FINISH JAPANESE
VERSION***A2033LCB****C-STAND 33 SLIDING LEG**

BLACK CHROME FINISH VERSION

A2033LJ**C-STAND 33 SLIDING LEG**

CHROME FINISH JAPANESE VERSION*

A2033LJCB**C-STAND 33 SLIDING LEG**BLACK CHROME FINISH JAPANESE
VERSION*

CENTURY STANDS



A2009CB



A2014CB

BASE

A2009 C-STAND BASE CHROME FINISH VERSION

27cm 10.6in	95cm 37.4in	2,7kg 6.6lb	28mm 1" 1/8

A2009CB C-STAND BASE BLACK CHROME FINISH VERSION

A2007 C-STAND MINI BASE CHROME FINISH VERSION

27cm 10.6in	95cm 37.4in	2,7kg 6.6lb	28mm 1" 1/8

A2007CB C-STAND MINI BASE BLACK CHROME FINISH VERSION

COLUMN

A2014 C-STAND COLUMN 14 CHROME FINISH VERSION

68cm 26.8in	139cm 54.7in	2,2kg 4.9lb	16mm 5/8"	28mm 1" 1/8

3 sections (Ø: 35, 30, 25mm) chrome steel column.

A2020 C-STAND COLUMN 20 CHROME FINISH VERSION

95cm 37.4in	206cm 81.1in	2,8kg 6.2lb	16mm 5/8"	28mm 1" 1/8

3 sections (Ø: 35, 30, 25mm) chrome steel column.

A2029 C-STAND COLUMN 29 CHROME FINISH VERSION

118cm 46.5in	285cm 112.2in	3,3kg 7.3lb	16mm 5/8"	28mm 1" 1/8

3 sections (Ø: 35, 30, 25mm) chrome steel column.

A2014CB C-STAND COLUMN 14 BLACK CHROME FINISH VERSION

* Please note: the Japanese versions of the stands have a 17,5mm female top attachment



A2020CB C-STAND COLUMN 20 BLACK CHROME FINISH VERSION

A2020JCB C-STAND COLUMN 20 BLACK CHROME FINISH JAPANESE VERSION*

A2029CB C-STAND COLUMN 29 BLACK CHROME FINISH VERSION



A2033FKIT
C-STAND KIT 33
 CHROME FINISH VERSION

Chrome plated steel stand.
 3 sections, 2 risers. Ø: 35, 30, 25mm. Leg Ø: 25mm.

includes:
 A2033F C-STAND
 D200 2" GRIP HEAD
 D520 40" EXTENSION GRIP ARM

A2033FCBKIT
C-STAND KIT 33
 BLACK CHROME FINISH VERSION

A2033LKIT
C-STAND KIT 33 SLIDING LEG
 CHROME FINISH VERSION

Chrome plated steel stand.
 3 sections, 2 risers. Ø: 35, 30, 25mm. Leg Ø: 25mm.

includes:
 A2033L C-STAND
 D200 2" GRIP HEAD
 D520 40" EXTENSION GRIP ARM

A2030DKIT
C-STAND KIT 30 DETACHABLE
 CHROME FINISH VERSION

Chrome plated steel stand.
 3 sections, 2 risers. Ø: 35, 30, 25mm. Leg Ø: 25mm.

includes:
 A2030D C-STAND
 D200 2" GRIP HEAD
 D520 40" EXTENSION GRIP ARM

A2030DCBKIT
C-STAND KIT 30 DETACHABLE
 BLACK CHROME FINISH VERSION

KIT


CENTURY STANDS ACCESSORIES

Our Grip Heads have been specifically designed to hold scrims, flags, floppies & cutters mounted on Century Stands, or butterfly frames mounted on Overhead Stands during film, video or photo shoots. Extension offset arms, used in combination with Grip Heads, provide an extended grip point for scrims, flags and small lights, and are available in two lengths: 20" (51cm) and 40" (102cm). The Grip Head can be combined with other accessories to solve most light and light modification accessory positioning problems. Grip Heads are available in two specific diameters, the standard is 2" 1/2 the Jumbo version is 4".

T-Top
Rubber covering
for added grip of the
handle (different
colours available
for customization).

Dedicated ball bearing.
Fundamental component
for the highest torque.
(+40% jaw's pressure,
+90% twisting resistance
applied to the arm).


Bearing jacket to
distribute the pressure
generated.



Aluminum handle with
dedicated design for
high locking torque
transmission.

Aluminum jaws.
Four different
gripping diameters
available.

Aluminum main body with baby attachment and steel helicoidal inserts.



Disk made by the same material used in the automotive field for excellent friction control.



Aluminum M10 handle.



CENTURY STANDS ACCESSORIES



D200
2"½ GRIP HEAD

0,55kg 16mm
1.2lb 5/8"

Avenger's most popular grip accessory. The D200 Grip Head has hundreds of functions. Unlike any other Grip Head, the D200 utilizes a series of washers for extra locking torque and the use of automotive-quality brake pad discs for secure, non-slip security. Connect with E600 snap-in pin or E600C snap-in pin to attach to the original Super Clamp.



D210J
SNAP-IN GRIP HEAD
JAPANESE VERSION

0,75kg 17,5mm
1.7lb 5/8"

Combining the multi-functional D200 Grip Head with a 17,5mm pin to interface with the Japanese attachment. The D210J allows you to hang flags and scrims in positions that light stands can't reach.



D230
SUPER CLAMP
GRIP HEAD

0,95kg
2.1lb

This kit includes the D200B Grip Head and the Avenger C1575B Super Clamp.



D220
GRIP HELPER

1,1kg 16mm
2.4lb 5/8"

Just as the name suggests, the Grip Helper is like three Grip Heads in one. Two independent grip heads sandwich a third with a fixed 16mm pin. This system allows multiple light control accessories to mount in front of fixtures without the need for numerous light stands.

D200B
2"½ GRIP HEAD
BLACK FINISH VERSION

D210JB
SNAP-IN GRIP HEAD
BLACK JAPANESE VERSION



D250
GAG GOBO

0,46kg 16mm
1lb 5/8"

This unique double Grip Head system provides the flexibility of a second grip head allowing hundreds of uses including doubling up scrims and flags.

D240
GRIP HEAD
WITH SWIVEL PIN

1,25kg 16mm 16mm 28mm
2.8lb 5/8" 5/8" 1" 1/8"

Two famous accessories connected together to assure a wide range of fixing solutions.
Attachments:
16mm male pin + 16mm female socket 28mm male pin.

D100
DOUBLE GRIP HEAD

0,87kg
1.9lb

A combination of two sets of Grip Head discs mounted on a steel plate with a 10mm rod with a length of 13,5cm (5.3").

AVCSA1301B
TRIPLE C ROLLER
CASE FOR
DETACHABLE C
STAND AND
ACCESSORIES

7.8kg
17.2 lb

Internal Size
height width length
19cm/ 13.8in 35cm/ 7.5in 120cm/ 47.2in

External Size
height width length
40cm/15.7in 28cm/ 11in 128cm/ 50.4in



D500
20" EXTENSION
GRIP ARM

i
1,03kg
2.3lb

Normally used in combination with a Grip Head (art. D200) it provides an extended grip point for scrims and flags. Pipe length 51cm (20").



D520
40" EXTENSION
GRIP ARM

i
1,28kg
2.8lb

Normally used in combination with a Grip Head (art. D200) it provides an extended grip point for scrims and flags or small lights. Pipe length 102cm (40").



D530L
40" EXTENSION ARM
AND GRIP HEAD (D200)

i
2,15kg
4.7lb

Normally used in combination with a Grip Head (art. D200) it provides an extended grip point for scrims and flags or small lights. Pipe length 102cm (40"). It includes D200 Grip Head.



D800KIT
GRIP KIT

Set of accessories that work on their own or in combination with stands to support scrims, flags and lighting fixtures to provide precision and secure control. Kit comprises of:
D200B Black Grip Head.
E600 Snap-in 16mm pin.
D520B Black 40" Extension Arm.
C1575B Black Super Clamp.
H4BAG Grip Kit Bag.

D500B
20" EXTENSION
GRIP ARM
BLACK FINISH VERSION

D520B
40" EXTENSION
GRIP ARM
BLACK FINISH VERSION

D530LB
40" EXTENSION ARM
AND GRIP HEAD
(D200B)
BLACK FINISH VERSION



D420
JUMBO GAG GOBO

i
1,3kg
2.9lb

This double 10mm (4" 1/2) Grip Head allows for multiple overheads to be used simultaneously.



D400
4" 1/2 JUMBO GRIP
HEAD

i **i** **U**
2,35kg 28mm 28mm
5.2lb 1" 1/8 1" 1/8

Designed to convert a Junior Stand into an Overhead Stand, the D400 incorporates a 10mm (4" 1/2) Grip Head with a Junior Stud and receiver.



E600
SNAP-IN PIN

i
16mm
5/8"

Specifically designed to connect Grip Head to Super Clamp. Aluminum made.




D050
SET OF 6
BLUE T-TOPS

Rubber cover gives better grip for 80mm T-handles, even in cold weather.

D400B
4" 1/2 JUMBO GRIP
HEAD
BLACK FINISH VERSION

E600C
SNAP-IN PIN
STEEL VERSION

BABY STANDS



A0010

A0010 BABY STAND 10

52cm 20.5in	100cm 39.4in	47cm 18.5in	43cm 16.9in
2,5kg 5.5lb	15kg 33.1lb	16mm 5/8"	

Steel legs and aluminum risers, silver only.
3 sections, 2 risers. Ø: 35, 30, 25 mm.
Leg: 20×20mm. 1 levelling leg.

A0010J BABY STAND 10 JAPANESE VERSION*

A0017 BABY STAND 17

82cm 32.3in	175cm 68.9in	73cm 28.7in	75cm 29.5in
3,4kg 7.7lb	4kg 8.8lb	16mm 5/8"	

Steel legs and aluminum risers, silver only.
3 sections, 2 risers. Ø: 35, 30, 25 mm.
Leg: 20×20mm. 1 levelling leg.

* Please note: the Japanese versions of the stands have a 17,5mm female top attachment

17,5mm

STEEL BASE AND ALU COLUMN

A630B MIDI KIT STAND BLACK ALU

86cm 33.9in	312cm 122.8in	86cm 33.9in	96cm 37.8in
2.2kg 4.8lb	9kg 19.8lb	16mm 5/8"	

A625B MINI KIT STAND BLACK ALU

73cm 28.8in	238cm 93.7in	69cm 27.2in	94cm 37in
1kg 2.2lb	4kg 8.8lb	16mm 5/8"	

A635B MIXI KIT STAND BLACK ALU

103cm 40.6in	379cm 149.2in	107cm 42.1in	109cm 42.9in
2.5kg 5.5lb	9kg 19.8lb	16mm 5/8"	



A0025B

A0025B
ALU BABY
STAND 25

98cm 38.6in	250cm 98.4in	87cm 34.3in	87cm 34.3in
4kg 8.8lb	16mm 5/8"		

Black aluminum stand.
3 sections, 2 risers. Ø: 35, 30, 25, 20mm.
Leg: 20×20mm. 1 levelling leg.



A0040B

A0030B
ALU BABY
STAND 30

113cm 44.5in	300cm 118.1in	100cm 39.4in	100cm 39.4in
3.5kg 7.7lb	10kg 22lb	16mm 5/8"	

Black aluminum stand.
4 sections, 3 risers. Ø: 35, 30, 25, 20mm.
Leg: 20×20mm. 1 levelling leg.

A0035B
ALU BABY
STAND 35

126cm 49.6in	350cm 137.8in	112cm 44.1in	100cm 39.4in
3.5kg 7.7lb	9kg 19.8lb	16mm 5/8"	

Black aluminum stand.
4 sections, 3 risers. Ø: 35, 30, 25, 20mm.
Leg: 20×20mm. 1 levelling leg.

A0040B
ALU BABY
STAND 40

142cm 55.9in	400cm 157.5in	124cm 48.8in	114cm 44.9in
4kg 8.8lb	9kg 19.8lb	16mm 5/8"	

Black aluminum stand.
4 sections, 3 risers. Ø: 35, 30, 25, 20mm.
Leg: 20×20mm. 1 levelling leg.

A0045B
ALU BABY
STAND 45

154cm 60.6in	450cm 177.2in	136cm 53.5in	114cm 44.9in
4.1kg 9lb	10kg 22lb	16mm 5/8"	

Black aluminum stand.
4 sections, 3 risers. Ø: 35, 30, 25, 20mm.
Leg: 20×20mm. 1 levelling leg.

ALUMINUM



A0040CS

A0030CS
STEEL BABY
STAND 30

113cm 44.5in	300cm 118.1in	100cm 39.4in	100cm 39.4in
6kg 13.2lb	10kg 22lb	16mm 5/8"	

Chrome plated steel stand.
4 sections, 3 risers. Ø: 35, 30, 25, 20mm.
Leg: 20×20mm. 1 levelling leg.

A0035CS
STEEL BABY
STAND 35

126cm 49.6in	350cm 137.8in	112cm 44.1in	100cm 39.4in
7kg 15.4lb	9kg 19.8lb	16mm 5/8"	

Chrome plated steel stand.
4 sections, 3 risers. Ø: 35, 30, 25, 20mm.
Leg: 20×20mm. 1 levelling leg.

A0040CS
STEEL BABY
STAND 40

142cm 55.9in	400cm 157.5in	124cm 48.8in	114cm 44.9in
7.8kg 17.2lb	9kg 19.8lb	16mm 5/8"	

Chrome plated steel stand.
4 sections, 3 risers. Ø: 35, 30, 25, 20mm.
Leg: 20×20mm. 1 levelling leg.

A0045CS
STEEL BABY
STAND 45

154cm 60.6in	450cm 177.2in	136cm 53.5in	114cm 44.9in
8.1kg 17.9lb	9kg 19.8lb	16mm 5/8"	

Chrome plated steel stand.
4 sections, 3 risers. Ø: 35, 30, 25, 20mm.
Leg: 20×20mm. 1 levelling leg.

STEEL

COMBO STANDS

A1020B

ALU COMBO STAND 20

110cm 43.3in	198cm 78in	93cm 36.6in	80cm 31.5in	4.9kg 10.8lb
25kg 55.1lb	28mm 1" 1/8"	16mm 5/8"	A9000NB	

Aluminum legs with aluminum risers.
3 sections, 2 risers. Ø: 45, 40, 35mm.
Leg: 25×25mm. 1 levelling leg.

ALUMINUM

A1035B

ALU COMBO STAND 35

168cm 66.1in	350cm 137.8in	142cm 55.9in	134cm 52.8in	7kg 15.4lb
30kg 66.1lb	28mm 1" 1/8"	16mm 5/8"	A9000NB	

Aluminum stand.
3 sections, 2 risers. Ø: 45, 40, 35mm.
Leg: 25×25mm. 1 levelling leg.

A1045B

ALU COMBO STAND 45

179cm 70.5in	450cm 177.2in	155cm 61in	134cm 52.8in	7kg 15.4lb
30kg 66.1lb	28mm 1" 1/8"	16mm 5/8"	A9000NB	

Aluminum stand.
4 sections, 3 risers. Ø: 45, 40, 35, 30mm.
Leg: 25×25mm. 1 levelling leg.

A120J

STEEL LOW BOY COMBO STAND

101cm 39.8in	198cm 78in	93cm 36.6in	80cm 31.5in	7.8kg 17.2lb
35kg 77.1lb	25mm 1" 1/8"	16mm 5/8"		

Chrome steel stand.
3 sections, 2 riser.

STEEL

A1010CS

STEEL COMBO STAND 10

64cm 25.2in	100cm 39.4in	62cm 24.4in	57cm 22.4in	4.5kg 9.9lb
30kg 66.1lb	28mm 1" 1/8"	16mm 5/8"		

Chrome steel stand.
2 sections, 1 riser. Ø: 35, 30mm.
Leg: 20×20mm. 1 levelling leg.

A1020CS

STEEL COMBO STAND 20

110cm 43.3in	198cm 78in	93cm 36.6in	80cm 31.5in	7.2kg 15.9lb
35kg 77.2lb	28mm 1" 1/8"	16mm 5/8"	A9000N	

Chrome steel stand.
3 sections, 2 risers. Ø: 45, 40, 35mm.
Leg: 25×25mm. 1 levelling leg.

A1035CS

STEEL COMBO STAND 35

168cm 66.1in	350cm 137.8in	142cm 55.9in	134cm 52.8in	12kg 26.5lb
40kg 88.2lb	28mm 1" 1/8"	16mm 5/8"	A9000N	

Chrome steel stand.
3 sections, 2 risers. Ø: 45, 40, 35mm.
Leg: 25×25mm. 1 levelling leg.

A1045CS

STEEL COMBO STAND 45

179cm 70.5in	450cm 177.2in	155cm 61in	134cm 52.8in	13kg 28.7lb
40kg 88.2lb	28mm 1" 1/8"	16mm 5/8"	A9000N	

Chrome steel stand.
4 sections, 3 risers. Ø: 45, 40, 35, 30mm.
Leg: 25×25mm. 1 levelling leg.

PRODUCTS BELOW ARE AVAILABLE AS OPTIONAL



A9000NB

BRAKED WHEELS BLACK FINISH VERSION

3.3kg 7.3lb	90kg 198.4lb

Ø: 100mm for 20×20 and 25×25mm.
Square legs. Set of three.

A9000N

BRAKED WHEELS



D400

4" 1/2 JUMBO GRIPHEAD

2.35kg 5.2lb	28mm 1" 1/8"	28mm 1" 1/8"

Designed to convert a Junior Stand into an Overhead Stand, the D400 incorporates a 4" 1/2 (10mm) Grip Head with a Junior Stud and receiver.

D400B

4" 1/2 JUMBO GRIP HEAD BLACK FINISH VERSION



A1045B




A1045CS

ROLLER STANDS

A5017

ROLLER STAND 17 FOLDING BASE

 108cm 42.5in	 170cm 66.9in	 98cm 38.6in	 75cm 29.5in	 5,5kg 12.1lb
---	---	--	--	---

 12kg 26.5lb	 16mm 5/8"
--	--






Legs and column in steel, risers in aluminum, complete with wheels.
3 sections, 2 risers. Ø: 35, 30, 25mm.
Leg: 20×20mm.





A5017

A5033

ROLLER STAND 33 FOLDING BASE

 115cm 45.3in	 330cm 129.9in	 105cm 41.3in	 75cm 29.5in	 6,3kg 13.9lb
---	--	---	--	---

 12kg 26.5lb	 16mm 5/8"
--	--

Legs and column in steel, risers in aluminum, complete with wheels.
4 sections, 3 risers. Ø: 35, 30, 25, 20mm.
Leg: 20×40mm.

FOLDING BASE










A5029

LOW BASE

A5029

ROLLER STAND 29 LOW BASE






 125cm 49.2in	 290cm 114.2in	 123cm 48.4in	 100cm 39.4in	 5,7kg 12.6lb
---	--	---	---	---



 12kg 26.5lb	 16mm 5/8"
--	--

Legs and column in steel, risers in aluminum, complete with wheels.
3 sections, 2 risers. Ø: 35, 30, 25mm.
Leg: 20×20mm.

A5043

ROLLER STAND 43 LOW BASE

 146cm 57.5in	 430cm 169.3in	 135cm 53.1in	 106cm 41.7in	 6,3kg 13.9lb
---	--	---	---	---


 12kg 26.5lb	 16mm 5/8"
--	--

Legs and column in steel, risers in aluminum, complete with wheels.
4 sections, 3 risers. Ø: 35, 30, 25, 20mm.
Leg: 20×20mm.

A5012
ROLLER STAND 12
FOLDING BASE

78cm 30.7in	120cm 47.2in	68cm 26.8in	75cm 29.5in	8kg 17.6lb
25kg 55.1lb	28mm 1" 1/8"	16mm 5/8"		

Legs and column in steel, risers in aluminum, complete with wheels.
 3 sections, 2 risers. Ø: 45, 40, 35mm.
 Leg: 20x40mm.



A5034
ROLLER STAND 34
FOLDING BASE

142cm 55.9in	340cm 133.9in	132cm 52in	75cm 29.5in	10,7kg 23.6lb
20kg 44.1lb	28mm 1" 1/8"	16mm 5/8"		

Legs and column in steel, risers in aluminum, complete with wheels.
 4 sections, 3 risers. Ø: 45, 40, 35, 30mm.
 Leg: 20x40mm.

FOLDING BASE



LOW BASE

A5036CS
ROLLER STAND 36
LOW BASE

156cm 61.4in	360cm 141.7in	130cm 51.2in	140cm 55.1in	13,6kg 30lb	40kg 88.2lb
28mm 1" 1/8"	16mm 5/8"				

Chrome steel stand, complete with wheels.
 3 sections, 2 risers. Ø: 45, 40, 35mm.
 Leg: 25x25mm.

A5042CS
ROLLER STAND 42
LOW BASE

166cm 65.4in	420cm 165.4in	142cm 55.9in	150cm 59.1in	15,4kg 34lb
40kg 88.2lb	28mm 1" 1/8"	16mm 5/8"		

Chrome steel stand, complete with wheels.
 4 sections, 3 risers. Ø: 45, 40, 35, 30mm.
 Leg: 25x25mm.

BOOM STANDS



A4039CS STEEL BOOM STAND 39

				
131cm 51.6in	392cm 154.3in	113cm 44.5in	109cm 42.9in	8,4kg 18.5lb
				
12kg 26.5lb	16mm 5/8"			

Chrome steel stand.
4 sections, 3 risers. Ø: 35, 30, 25, 20mm.
Leg: 20×20mm.
1 levelling leg.

A4041B ALU BOOM STAND 41

				
139cm 54.7in	413cm 162.6in	124cm 48.8in	129cm 50.8in	4,6kg 10.1lb
				
10kg 22lb	16mm 5/8"			

Supplied with sandbag counterweight (empty)
for maximum stability and smoothness.
Black aluminum stand.
4 sections, 3 risers. Ø: 35, 30, 25, 20mm.
Leg: 20×20mm.
1 levelling leg.
Min extension boom 113cm (44.5"). Max load 15kg
(33.1lb).
Max extension boom 213cm (83.9"). Max load 5kg (11lb).



A4050CS STEEL BOOM STAND 50

188cm 74in	500cm 196.9in	165cm 65in	135cm 53.1in	15kg 33.1lb
30kg 66.1lb	28mm 1" 1/8"	16mm 5/8"	A9000N	

Chrome steel stand.
4 sections, 3 risers. Ø: 45, 40, 35, 30mm.
Leg: 25×25mm.
1 levelling leg.
Min extension boom 155cm (61"). Max load 30kg (66.1lb).
Max extension boom 266cm (105"). Max load 8kg (17.6lb).


PRODUCTS BELOW ARE AVAILABLE AS OPTIONAL



E700 BABY DROP DOWN PIN

0,62kg 1.4lb	16mm 5/8"	16mm 5/8"

For a more accurate light positioning: it helps keeping the light in horizontal position independently on the angle of the boom. Specifically designed to be used on boom arm with light attachment with 16mm pin.



E710 JUNIOR DROP DOWN PIN

1,32kg 2.9lb	28mm 1" 1/8"	28mm 1" 1/8"	16mm 5/8"

Same as E700, designed to be used on boom arm with light attachment with 28mm bushing.



A9000NB BRAKED WHEELS BLACK FINISH VERSION

3,3kg 7.3lb	90kg 198.4lb

Ø: 100mm for 20×20 and 25×25mm.
Square legs. Set of three.

A9000N BRAKED WHEELS

WIND UP STANDS



B6026CS

WIND UP STAND 26

153cm 60.2in	261cm 102.8in	173cm 68.1in	152cm 59.8in	19kg 41.9lb
45kg 99.2lb	28mm 1" 1/8	16mm 5/8"		

Chrome steel stand.
2 sections, 1 riser. Ø: 55, 45mm.
Leg Ø: 30mm.
1 levelling leg.



B6030CS

LOW BASE WIND UP STAND 30

153cm 60.2in	296cm 116.5in	175cm 68.9in	142cm 55.9in	17,8kg 39.2lb
30kg 66.1lb	28mm 1" 1/8"	16mm 5/8"		

Chrome steel stand.
3 sections, 2 risers. Ø: 55, 45, 38mm.
Leg Ø: 30mm.
1 levelling leg.



B6039CS

WIND UP STAND 39

181cm 71.3in	370cm 145.7in	201cm 79.1in	142cm 55.9in	24kg 52.9lb
30kg 66.1lb	28mm 1" 1/8"	16mm 5/8"		

Chrome steel stand.
3 sections, 2 risers. Ø: 55, 45, 38mm.
Leg Ø: 30mm.
1 levelling leg.

SUPER WIND UP STANDS

B6029X STAINLESS LOW BASE SUPER WIND UP 29 STAND








				
140cm 55.1in	290cm 114.2in	156cm 61.4in	130cm 51.2in	34kg 15lb
				
80kg 176.4lb	28mm 1" 1/8			

Stainless steel column and legs, chrome steel risers and geared column. 3 sections, 2 risers.
Ø: 70, 60, 50mm. Leg: Ø 35mm. 1 levelling leg.
Features braked wheels 474.



The codes B6029X, B6040X, B7018 are assembled using the foam fill wheels 474.

B6040X
STAINLESS STEEL
SUPER WIND UP 40 STAND





				
172cm 67.7in	386cm 152in	196cm 77.2in	180cm 70.9in	39kg 86lb
				
80kg 176.4lb	28mm 1" 1/8			

Heavy lift stand with strengthened stainless steel column and legs, chrome steel risers and geared column. 3 sections Ø: 70, 60, 50mm. 2 risers which extended simultaneously at 4,4cm (1.7") per handle turn. Safety cable ensures simultaneous retrieval of all sections. Rapid adjustment. Leg Ø 35mm. 1 levelling leg. Features braked wheels 474.



B6040X

B6040XK
STAINLESS STEEL
SUPER WIND UP 40 STAND

				
172cm 67.7in	386cm 152in	196cm 77.2in	180cm 70.9in	39kg 86lb
				
80kg 176.4lb	28mm 1" 1/8	474		

Heavy lift stand with strengthened stainless steel column and legs, chrome steel risers and geared column. 3 sections Ø: 70, 60, 50mm. 2 risers which extended simultaneously at 4,4cm (1.7") per handle turn. Safety cable ensures simultaneous retrieval of all sections. Rapid adjustment. Leg Ø 35mm. 1 levelling leg. Wheels not included.



B6040XK

STRATO SAFE STANDS



B7018



B150-1



B7018 STRATO SAFE STAND 18

105cm 41.3in	175cm 68.9in	126cm 49.6in	120cm 47.2in	27kg 59.5lb
100kg 220.5lb	28mm 1" 1/8			

Aluminum legs with chrome steel column.
Features braked wheels
2 sections, 1 riser. Ø: 70, 60mm.
Leg: 35×35mm.

B150-1 STRATO SAFE CRANK-UP

190cm 74.8in	610cm 240.2in	225cm 88.6in	213cm 83.9in	71kg 156.5lb
70kg 154.3lb	28mm 1" 1/8			

Aluminum legs with chrome steel column.
Features braked wheels
5 sections, 4 riser. Ø: 90, 80, 70, 60, 50mm.
Leg: 35×35mm.



B150P-1 STRATO SAFE CRANK-UP WITH PNEUMATIC WHEELS


201cm 79.1in	621cm 244.5in	236cm 92.9in	213cm 83.19in	93.4kg 205.9lb
70kg 154.3lb	28mm 1" 1/8			

Aluminum legs with chrome steel column.
Features braked wheels
5 sections, 4 riser. Ø: 90, 80, 70, 60, 50mm.
Leg: 35×35mm.





B7043CS-1



B7043CS-1
STRATO SAFE STAND 43

155cm 61in	427cm 168.1in	185cm 72.8in	182cm 71.7in
60kg 132.3lb	70kg 154.3lb	28mm 1" 1/8	

Chrome steel stand.
Features braked wheels.
4 sections, 3 risers. Ø: 90, 80, 70, 60mm.
Leg: 35×35mm.



B7047CS-1
STRATO SAFE STAND 47

172cm 67.7in	467cm 183.9in	209cm 82.3in	213cm 83.9in	62kg 136.7lb
70kg 154.3lb	28mm 1" 1/8			

Chrome steel stand complet. Features braked wheels.
3 sections, 2 risers. Ø: 90, 80, 70mm.
Leg: 35×35mm.
Included Wind Brace Kit B9000W.



B9000P
PNEUMATIC WHEEL SET FOR STRATO SAFE

Set of 3 braked pneumatic wheels.

B9000
HARD WHEEL SET FOR STRATO SAFE

10kg 22lb	70kg 154.3lb

Set of 3 braked wheels.



B70XXFFW
FOAM FILL WHEEL SET FOR STRATO SAFE

Set of 3 foam fill wheels.

BUCCANEER



Docking plate for magnetic remote control.



Junior 1-1/8" receiver



3x swivelling, lockable wheels for easy manoeuvrability



Dual crank handles for speed



Twin mini castors for easy transporting



Braked foam filled wheels for multi terrain use



Lighting Ballast mounting point



3x adjustable leveling legs



Low-loading height of only 94cm



B7030FF BUCCANEER STAND

				
94cm 37in	300cm 118in	94cm 37in	81cm	75kg 165.4lb
				
80kg 176.4lb	28mm 1" 1/8			

Heavy duty stand. 4 sections, 3 risers.
Low-loading height of 94cm

BANghee



Junior 1-1/8" receiver



Dual crank handles and chain driven column



Safety lock for controlled raising and lowering



Adjustable levelling leg for uneven ground



Dual ergonomic transportation handles



Braked foam filled tyres for multi terrain use










Durable black anodized and powder coat finish



3x adjustable levelling legs



B7034FF-2
BANSHEE STAND








				
134.5cm 53in	337cm 132.7in	63.5cm 25in	160cm 63in	82kg 180.8lb
				
120kg 264.6lb	28mm 1" 1/8			

Heavy duty stand. 4 sections, 3 risers.
Low-loading height of 134.5cm

LONG JOHN SILVER STANDS



B7057FF LONG JOHN SILVER STAND WITH FOAM FILL WHEELS

 177cm 69.7in	 570cm 224.4in	 224cm 88.2in	 240cm 94.5in	 85kg 187.4lb
 120kg 264.6lb	 28mm 1" 1/8			

Heavy duty stand complete with foam fill braked wheels. 5 sections, 4 risers. Includes Wind Brace Kit.



B7034FF
LONG JOHN SILVER
JUNIOR STAND
WITH FOAM FILL WHEELS

				
127cm 50in	340cm 133.9in	155cm 61in	155cm 61in	70kg 154.3lb
				
120kg 264.6lb	28mm 1" 1/8			

Heavy duty stand. 4 sections, 3 risers.



OVERHEAD STANDS

A3059CS

A3042CS OVERHEAD STAND 42

143cm 56.3in	423cm 166.5in	135cm 53.1in	129cm 50.8in	11.8kg 26.6lb
40kg 88.2lb	28mm 1" 1/8	115mm 4.5in	A9000N	

Chrome steel stand.
4 sections, 3 risers. Ø: 45, 40, 35, 30mm.
Leg: 25x25mm.

A3059CS OVERHEAD STAND 59

177cm 69.7in	588cm 231.5in	167cm 65.7in	129cm 50.8in	14kg 30.9lb
40kg 88.2lb	28mm 1" 1/8	115mm 4.5in	A9000N	

Chrome steel stand.
4 sections, 3 risers. Ø: 45, 40, 35, 30mm.
Leg: 25x25mm.

STANDARD BASE

A3043CS OVERHEAD STAND 43 WITH BRAKED WHEELS

153cm 60.2in	432cm 170.1in	150cm 59.1in	154cm 60.6in	16kg 35.3lb
40kg 88.2lb	28mm 1" 1/8	115mm 4.5in		

Chrome steel stand complete with braked wheels.
4 sections, 3 risers. Ø: 45, 40, 35, 30mm.
Leg: 25x25mm.

A3058CS OVERHEAD STAND 58 WITH BRAKED WHEELS

186cm 73.2in	579cm 228in	182cm 71.7in	154cm 60.6in	18,3kg 40.3lb
40kg 88.2lb	28mm 1" 1/8	115mm 4.5in		










Chrome steel stand complete with braked wheels.
4 sections, 3 risers. Ø: 45, 40, 35, 30mm.
Leg: 25x25mm.
Important! Counterweight sandbags must always be used on the legs to ensure safe, stable operation even at full height extension.

ROLLER BASE

A3058CS

A3056CS









WIDE BASE OVERHEAD STAND 56

				
199cm 78.3in	557cm 219.3in	195cm 76.8in	196cm 77.2in	16,8kg 37lb
				
40kg 88.2lb	28mm 1" 1/8	115mm 4.5in	A9000N	

Chrome steel stand.
4 sections, 3 risers. Ø: 45, 40, 35, 30mm.
Leg: 25×25mm.
1 levelling leg.

A3065CS

WIDE BASE OVERHEAD STAND 65

				
189cm 74.4in	638cm 251.2in	197cm 77.6in	204cm 80.3in	21,4kg 47.2lb
				
30kg 66.1lb	28mm 1" 1/8	115mm 4.5in		

Chrome steel stand.
5 sections, 4 risers. Ø: 50, 45, 40, 35mm.
Leg: 30×30mm.
2 levelling legs.



A3065CS

ACCESSORIES **STANDS**



C626
LONG STEEL STAND
EXTENSION

1,89kg 4.2lb	28mm 1" 1/8	16mm 5/8"	28mm 1" 1/8

Chrome lught plated steel extension.
Lenght 52cm (20.5").



C624
MEDIUM STEEL STAND
EXTENSION

1,72kg 3.8lb	28mm 1" 1/8	16mm 5/8"	28mm 1" 1/8

Chrome lught plated steel extension.
Lenght 39cm (15.4").



C622
SMALL STEEL STAND
EXTENSION

1,59kg 3.5lb	28mm 1" 1/8	16mm 5/8"	28mm 1" 1/8

Chrome lught plated steel extension.
Lenght 28cm (11").



C590
CONKA BONKA

28mm 1" 1/8	28mm 1" 1/8

Set of 3 Cine extensions.

Long version:
extension 675mm (26,5")
total length 790mm (31,1")
weight 1,75kg (3,86lb).

Medium version:
extension 270mm (10,6")
total length 385mm (15,2")
weight 1,25kg (2,76lb).

Short version:
extension 150mm (5,9")
total length 265mm (10,4")
weight 1,09kg (2,40lb).



027
STAND HOLDER



2,8kg
7.5lb

Holder for 8 light stands. Width: 115cm (45.3").
Distance between fixing holes: 64.4cm (23.4").
Depth: 19cm (7.5").



087WBK
WIND-BRACING KIT

3 rope wind-bracing kit.
Length: 10m (393.7").
Not supplied with the stand.



A9000NB
BRAKED WHEELS
BLACK FINISH VERSION



3,3kg
7.3lb



90kg
198.4lb

Ø: 100mm for 20×20 and 25×25mm.
Square legs. Set of three.

A9000N
BRAKED WHEELS



G100-2
SMALL SAND BAG



6kg
13.3lb



G300
EXTRA LARGE SAND BAG



35kg
77.2lb

G200-1
LARGE SAND BAG



10kg
22lb

* Please note: sand bags are sold empty

LIGHT CONTROL





LIGHT CONTROL

FABRIC SPECIFICATION

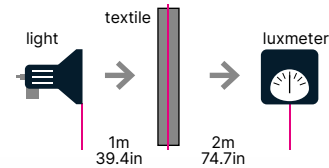
Fabric	Fabric width [meters]	Light loss [stops]	Scrim colour code
Black Commando (solid)	2	100%	
Black Single Net	7.32	0.7	
Soft Diffuser	1.5	2.5	
Soft Diffuser	1.5	1.8	
Silver / White	1.5	1.4	
Sunfire / Silver	1.5	100%	
CromaKey Green	1.3	100%	
Sunfire / White	1.5	100%	
Silver / Gold	1.1	100%	
Silk (artificial)	1.5	1.6	Yellow
Silk 1/4 Stop (scrim)	2.95	0.8	Blue
China Silk	1.36	1.2	Purple
Black Single (scrim)	7.32	0.8	Green
Black Double (scrim)	7.32	1.5	Red
Black Triple (scrim)	7.32	2.9	Black
White Single (scrim)	7.32	0.7	White
White Double (scrim)	7.32	1	Grey
White Triple (scrim)	7.32	1.6	Brown

FABRIC WIDTH SEAM

The measures in the column show the maximum width of different fabrics used for our butterfly textile system; you can calculate how many seams the butterfly textile has, depending on the type and size chosen. For example, the Black Commando 20x20ft (600x600cm), with a fabric width of 2m (78.7"), has 2 seams, whereas the Black Single of the same size has no seams.

LIGHT LOSS

The chart shows the light loss of an incandescent light source. The main light reading is 32 9/10 F Stop. The light loss has been calculated positioning the luxmeter at 2m (8.7") from the light source and the butterfly textile halfway between them.



Fabric swatch book (code I999)

SCRIMS AND FLAGS

Made of steel spring tube combined with unique fabrics, Scrim and Flags are light and strong and cut or soften light with great effects. To achieve the ideal positioning performance of Scrim and Flags, Avenger provides a complete Grip Head system. All textiles are also sold separately as spares in case your originals become damaged.

Fabric	Size (Inches)	12x18	18x24	24x30	24x36	30x36	48x48
	Size [cm]	30x45	45 x 60	60x75	60x90	75x90	120x120
Solid Black Flag	I 600B	I 650B	I 700B	I 750B	I 780B	I 1024	
Black Single Scrim	-	I 650S	-	I 750S	-	I 790S	
Black Double Scrim	-	I 650D	-	I 750D	-	I 790D	
Black Triple Scrim	-	-	-	I 750T	-	-	
White Triple Scrim	-	-	-	-	-	I 790TW	
Silk (artificial) Scrim	-	-	-	I 750K	-	I 790K	



IMPORTANT: SPECIAL ORDER ONLY. DELIVERY FROM 8 TO 10 WEEKS.



HIGH QUALITY

Every item is made with care for all details from cutting to sewing of the material to the frame. A special design of the frame allows perfect 90° corners without losing elasticity of the frame.

SPARE PARTS

The unique design of our scrims and flags allows them to be repaired easily. A velcro locking system fixes the cover to the frame while a built in pin maintains the perfect tension in the steel wire. To order spare part covers for scrims and flags add the letter "R" in front of the order code. I.e. RI650K is the spare part cover for the item I650K SILK SCRIM.

LABELLING

A label sewed close the handle will tell you the dimension of the frame in inches and centimetres.

SCRIMS AND COLOUR CODES

All our scrims are made using high temperature resistance Webbing. We used a colour code system to easily identify the different kind of textile; see table.

Silk (artificial)	Yellow	Black Triple (scrims)	Black
Silk 1/4 Stop	Blue	White Single (scrims)	White
China Silk	Purple	White Double (scrims)	Grey
Black Single (scrims)	Green	White Triple (scrims)	Brown
Black Double (scrims)	Red		

LIGHT CONTROL

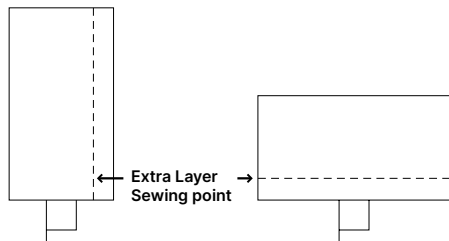
FLOPPIES AND CUTTERS

Fabric	Code	Size [inches]	Size [cm]
Meat Axe Flag	I 1010	30x36	75x90
Cutter	I 1020	10x42	25x106
Cutter	I 1021	18x18	46x120
Floppy Cutter	I 1030	24x72	60x182
Floppy Cutter	I 1031	48x48	120x120

To order spare part covers for floppies and cutters add the letter "R" in front of the order code. I.e. R11021, is the spare part cover for the item I1021 CUTTER 18x48".



All our flags, floppies and cutters are made using a strong webbing all around the frame, to protect the edges from wear.




Floppies are Cutters made with an additional piece of fabric, which is fixed with velcro and can be unfolded, becoming twice its original size. See drawing to understand where the extra layer is sewed on the frame.



Made of Black Commando fabrics, Cutters and Floppies stop light completely and are used to control or cut illumination sources, whether natural or artificial. They can also be used to protect camera lenses from flare.

OVAL REFLECTORS

Fabric	Size [inches]	48×35	73×48
	Size [cm]	120×90	185×120
Sunfire / White		-	I 6208
Silver / White		I 4831	
Silver / Gold		I 4834	-



LIGHT CONTROL

40cm
(15.7")



25cm
(9.8")



D340 CAMERA FLEXTENTION KIT



0,6kg
1.3lb

Flextension Arm, with 2 Mini Clamps, 3/8" Adapter, 10mm Socket Adapter, Black Plastic Flag.

I800 BLACK METAL FLAG



0,3kg
0.7lb

Thickness: 1mm (0.04").



F1504 FOAMCORE FORK 16MM PIN



0,25kg
0.6lb



16mm
5/8"

Similar to the F1501, but includes four pointed pins to mount thicker foam core or gator-board. Mounts via a 16mm (5/8") pin.



143F FORK





0,14kg
0.3lb

Fork attachment for styrene gobos: supplied with 1/4" and 3/8" female attachment. Size 12.5x20cm (4.9x7.9").






F1521
50MM (2") POLYHOLDER WITH 16MM SPIGOT

 2kg
 4.4lb
  16mm
 5/8"

The polyholder has a 16mm (5/8") spigot. The "board" clamp has two sides, one white for the reflective side of the polystyrene; one black for the black lightstopping side. It doesn't damage the poly. Plate dimensions: 150x220mm (5.9x8.7").



D750
40MM (1.6") TELESCOPIC POLYHOLDER

 2,5kg
 5.5lb
  15kg
 33.1lb
  16mm
 5/8"

Max size holding: 156cm (61.4").
 Folded length: 91cm (35.8").
 Polystyrene is one of the most widely used light bouncers, but it's not the easiest material to handle. Now our Polyholder gives you total control. It grips any thickness, is telescopic to hold most full sheet sizes; then just fixes into the lighting Grip Head D200 mounted on a stand or clamp. What could be easier?



F1501
30MM (1.2") POLYHOLDER

 0,8kg
 1.8lb
  16mm
 5/8"

A foamcore support clamp to enable precise positioning. Mounts via a 16mm (5/8") socket.





I8030CB
MOUNTING STIRRUP FOR 40" REFLECTOR BOARD

 2,5kg
 5.5lb
  16mm
 5/8"

Will fit reflector board from 5mm (0.2") to 25mm (1") thickness. Board not supplied.




D705B
LONG COLLAPSIBLE REFLECTOR HOLDER

 0,8kg
 1.8lb
  16mm
 5/8"

Long Extension Arm.
 Max Length: 185cm (72.8") - Min Length: 66cm (26").



D700B
COLLAPSIBLE REFLECTOR HOLDER

 0,7kg
 1.5lb
  16mm
 5/8"

Extension Arm.
 Max length: 122cm (48") - Min length: 47cm (18.5").

LIGHT CONTROL

BUTTERFLY TEXTILES

Fabric	Size [cm]	120x120	240x240	360x360	600x600
	Size (feet)	4x4	8x8	12x12	20x20
Black Commando	-	-	-	-	I 930BL*
Black Single Net	-	-	-	I 920BSN	I 930BSN
Black Double Net	-	-	-	I 920BDN	I 930BDN
Silk (artificial)	-	I 915K*	I 920K*	I 930K*	-
Silk 1/4 Stop	-	-	-	I 920K4*	-
Soft Diffuser (Grid)	I 905SD	-	I 920SD*	I 930SD*	-
Soft Diffuser Light (Light Grid)	-	I 915SDL*	I 920SDL*	I 930SDL*	-
Silver / White	-	I 915SW*	I 920SW*	-	-
White / Gold	-	-	-	I 930WG*	-
Sunfire / Silver	-	I 915SUS*	-	-	-
CromaKey Green	-	-	I 920CKG*	I 930CKG*	-

* Textile obtained by sewing two or more pieces of fabric together.



FOLD AWAY FRAME

Code	Frame Size [feet]	Frame Size [cm]	Tube Thickness [mm]	Frame Support	Transport Dimension [mm]	Weight [kg]
H2006	6x6	183x183	2	Ear Type 2	1915x150x30	6,6
H2008	8x8	244x244	2	Ear Type 2	2525x150x30	11,3
H2010	12x8	366x244	2	Ear Type 2	3740x150x30	14,4
H2012	12x12	366x366	2	Ear Type 2	3740x150x30	17,6



FOLD-OUT AND SET UP
Just fix the frame holder and it is ready to mount!
To order Ear support alone use code RH02015.

FOLD-DOWN AND BRING UP
Need to move the frame quickly from set to set? No problem, just remove the frame holder, fold down the frame and carry the frame with the textile still fitted!



FOLD AWAY FRAME COMPACT

Code	Frame Size [feet]	Frame Size [cm]	Tube Thickness [mm]	Frame Support	Transport Dimension [mm]	Weight [kg]
H2508	8x8	244x244	2	Ear Type 2	1298x165x85	13
H2512	12x12	366x366	2	Ear Type 2	1905x165x85	16



FOLD-DOWN AND BRING UP
Fold Away Compact is the evolution of the standard version. A locking mechanism allows the frame to be folded even smaller for even easier transportation.



LIGHT CONTROL


LIGHTWEIGHT FRAME

The Avenger Fast-Loc Frame kit is lightweight and quick to set up. The square section aluminum tubes slide and lock together to provide a strong frame which supports lighting control textiles of (6'x6' in size).

Code	Frame Size [feet]	Frame Size [cm]	N. of tubes per side	Tube Length x Thickness mm	Tube Connection	Frame Support	Weight [kg]	Optional Frame Bag
H660	6x6	183x183	1	1205x1.4	insert	Stud Type x2	6,9	H6BAG



Stud Type (code RH01051).



The Manfrotto Butterfly Frames uses two methods of support. Ear and Stud as illustrated.



Ear Type (code RH01016).



Insert tube connection.

MODULAR FRAMES

Heavy Duty 3mm square section tubes-slot and pin-lock together, rapidly providing a stable frame for lighting control textiles. By reducing or adding tubes you can create any frame size.

Code	Modular frame size [feet]	Modular frame size [cm]	N. of tubes per side	Tube Length x Thickness [mm]	Tube Connection	Frame Support	Weight [kg]	Optional Frame Bag
H600M	6x6	183x183	1	1205x3	Pin	Ear Type x2	11,4	H6BAG
H800M	8x8	244x244	2	1205x3	Pin	Ear Type x2	13,6	H6BAG
H1200M	12x12	366x366	3	1205x3	Pin	Ear Type x2	19	H6BAG
H2000M	20x20	610x610	5	1205x3	Pin	Ear Type x2	32,6	H6BAG



D.I.Y. BUTTERFLY PIPE CORNER KIT

Pipe specifications for use with the D.I.Y Butterfly Pipe Corner Kit.

Code	Nominal Bore [inches]	Outside Diameter [inches]	Nominal Bore [mm]	Outside Diameter [mm]
H9000	1 1/2"	1 29/32"	38	48.3

This kit give you the possibility of making frames of any dimension, using standard aluminum pipes.



Pipe connection.



SYSTEMS





SYSTEM PROPERTIES



Gravity Casting: All the strategic aluminum components which have to guarantee safety of the product are made using the Gravity Casting technology. This process excludes any possibility of having air bubbles getting into the casting.

500kg 1102.3lb	C4460* ø 42-52mm	C4469 ø 42-52mm	
300kg 661.4lb		C345-1 C345K-1	C345BK-1
250kg 551.2lb			C100 ø 20-55mm
200kg 440.9lb	C460-1 ø 13 mm		
150kg 330.7lb	C4560-1 ø 12,5mm C339* ø 40-65mm		
100kg 220.5lb			C337 ø 40-70mm
75kg 165.3lb			C339UH ø 40-65mm C150 ø 28-78mm
50kg 110.2lb		C339BB ø 40-65mm	
40kg 88lb			
15kg 33.1lb		C1575 C1575B ø 13-55mm	C1550 ø 13-55mm
10kg 22lb		C500 ø 15-80mm	

max load [kg/lb]

spigot/socket type

○
12,5mm* or 14mm**
hole

⊥
female
16mm - 5/8"

⊥
female
28mm - 1" 1/8



Quick Action Device: This mechanical concept allows an incredible speed in locking and unlocking the clamp's jaws. The Quick Action line of clamps consists of four models that in dimension, load capacity (up to 100kg) and coupling range (up to 50mm).



Multifix: The Multifix feature of the "System" product family offers an incredible range of different attachments. Thank to the Multifix system the user can hang the product in a various ways. The clamps are manufacturer with multi attachment points or a single attachment points available with a variety of different fixing accessories.

		C461 ø 48-52mm				500kg 1102.3lb		
C4564 ø 48-52mm C464-1 C4464-1		C4462-1		C4461-1		C4463-1 ø 48-52mm		300kg 661.4lb
				C4465-1				250kg 551.2lb
C263B ø 42-60mm		C462-1				C463-1		200kg 440.9lb
					C339SP ø 40-65mm			150kg 330.7lb
		C210 ø 10-55mm						100kg 220.5lb
		C339UH ø 40-65mm						75kg 165.3lb
		C338 ø 20-52mm						50kg 110.2lb
								40kg 88lb
								15kg 33.1lb
		C150 ø 28-78mm	C500 ø 15-80mm					10kg 22lb

●
M12


●
male
16mm - 5/8"

●
male
28mm - 1" 1/8

●
pulley

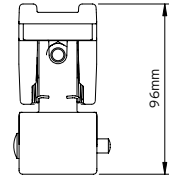

●
eyebolt

C1575B
SUPER CLAMP



0,45kg 15kg 16mm
1lb 33.1lb 5/8"

Ideal clamp for Cine, Broadcast or Lighting & Entertainment applications. Clamping system achieved via a metal knob ensuring extra solidity. Works on diameters from 13mm to 55mm.



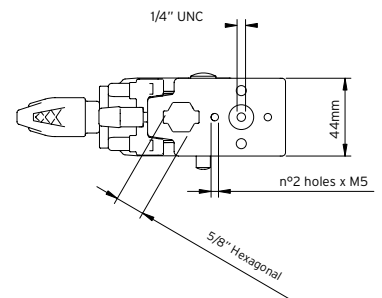
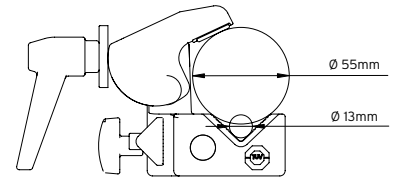
C1575
SUPER CLAMP
CHROME FINISH VERSION

C1550
HEAVY DUTY
SUPER CLAMP



0,45kg 15kg 16mm
1lb 33.1lb 5/8"

Extra strong version of Super Clamp because of a special manufacturing process named gravity casting, allowing heavier manipulation. Works on diameters from 13mm to 55mm.

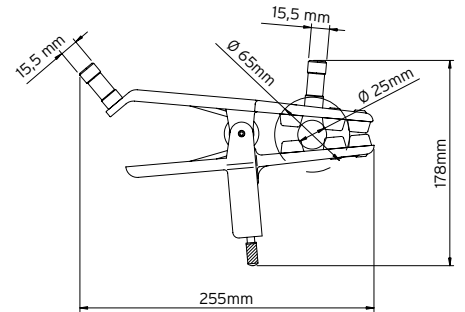



C1525

SKY HOOK




		
0,8kg 18lb	16mm 5/8"	16mm 5/8"

Gaffer grip with adjustable jaws.
Grip from: 25mm to 65mm.

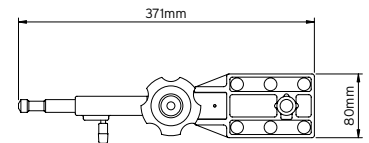
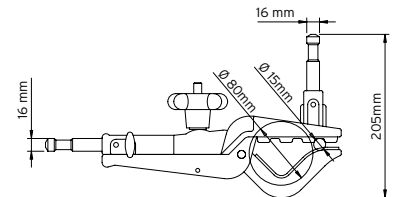


C500

PELICAN GAFFER GRIP

					
1,4kg 3.1lb	10kg 22lb	16mm 5/8"	16mm 5/8"	16mm 5/8"	

Works on diameters from 15mm to 80mm.



C155

SAFETY CABLE

Diameter 4mm. Length 100cm (39.4").

C155-01


SAFETY CABLE

Diameter 3,5mm. Length 70cm (27.6").

C155-02

SAFETY CABLE


Diameter 5mm. Length 70cm (27.6").



CLAMP SYSTEM

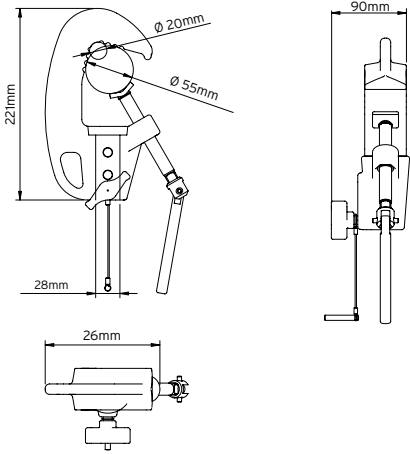
C100

JUNIOR PIPE CLAMP WITH 28MM SOCKET




0,21kg 250kg 28mm GC
0.5lb 551.2lb 1" 1/8

Works on diameters from 20mm to 55mm.



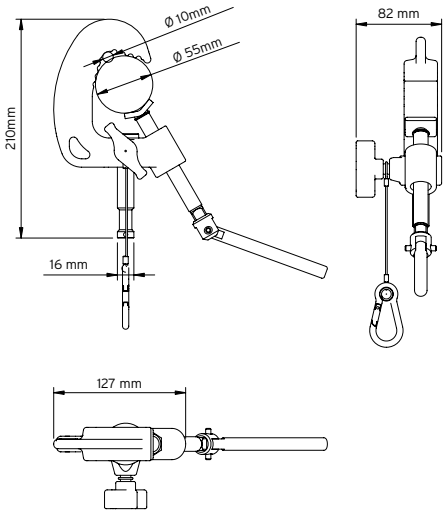
C210

BABY PIPE CLAMP WITH 16MM STUD



0,62kg 100kg 16mm GC
1.4lb 220lb 5/8"

Works on diameters from 10mm to 55mm.

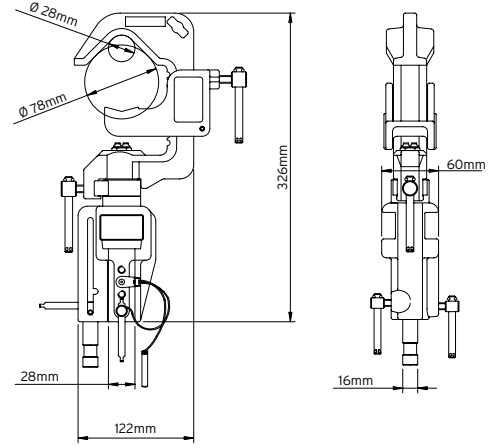


C150
SWIVELLING
"C" CLAMP

1,6kg 3.5lb	10/75kg* 22lb 165.3lb	28mm 1" 1/8	16mm 5/8"	

Works on diameters
 from 28mm to 78mm.

* 10kg (22lb) on 16mm (5/8") attachment,
 75kg (165.3lb) on 28mm (1" 1/8) attachment.



CLAMP SYSTEM

C337

28MM BUSHING QUICK ACTION JUNIOR CLAMP



1,43kg
3.2lb

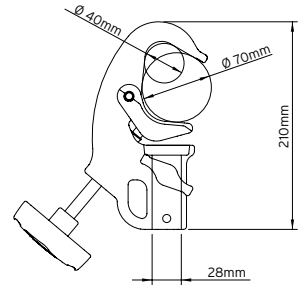
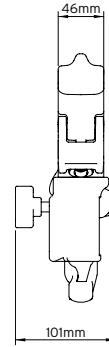


100kg
220.5lb



28mm
1" 1/8"

Made in gravity cast aluminum, this clamp is ideal to hang all types of luminaires in TV studios and theaters. Its incredible "coupling range" sets almost no limitations to its capability to clamp to almost all the industry standard pipe diameters. To meet all safety requirements, we have designed a dedicated slot for flexible steel safety cables. Supplied with T-top padded handle to improve grip. Pipe size 40-70mm.



C338

16MM PIN QUICK ACTION BABY CLAMP



0,9kg
2lb

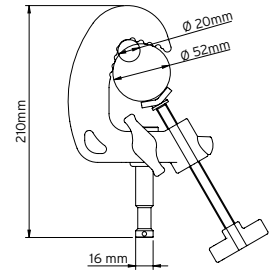
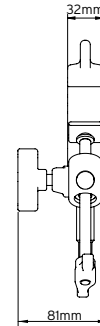


50kg
110.2lb



16mm
5/8"

Very slim and lightweight, this version has been designed for small luminaires, virtually unlimited in application. To meet all safety requirements, we have designed a dedicated slot for flexible steel safety cables. Pipe size 20-52mm.

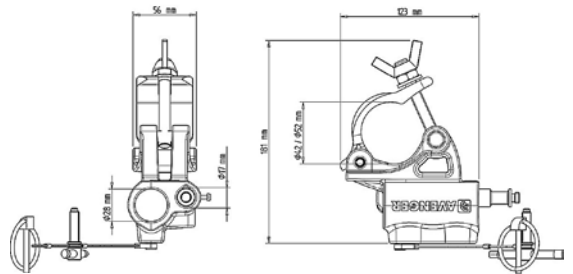


C345-1 BARREL CLAMP

				
0,9kg 2lb	40/300kg* 88.2lb 661.4lb	28mm 1" 1/8	16mm 5/8"	16mm 5/8"
				
1/4"	GC			

Works on diameters from 42mm to 52mm.

* 40kg (88.2lb) on 16mm (5/8") attachment,
300kg (661.4lb) on 28mm (1" 1/8) attachment.

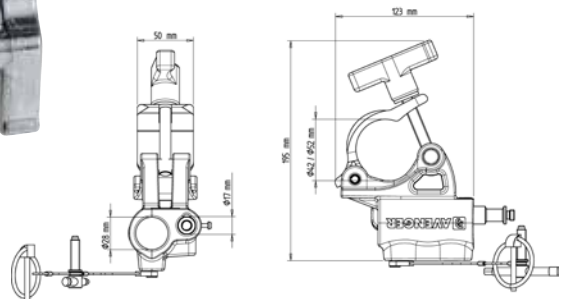



C345K-1 BARREL CLAMP AND KNOB

				
0,95kg 2.1lb	40/300kg* 88.2lb 661.4lb	28mm 1" 1/8	16mm 5/8"	16mm 5/8"
				
1/4"	GC			

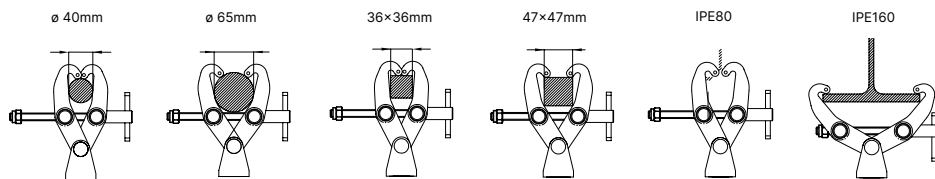
Works on diameters from 42mm to 52mm.

* 40kg (88.2lb) on 16mm (5/8") attachment,
300kg (661.4lb) on 28mm (1" 1/8) attachment.



C345BK BARREL CLAMP AND KNOB BLACK FINISH VERSION

CLAMP SYSTEM



Clamp Range: 40mm to 65mm

Clamp Range: 36mm to 47mm

Clamp Range: IPE 80 to IPE 160
HEB 80 to HEB 160

The Grab Clamp is flexible and fast to use thanks to its pincer jaw design and rapid locking and release mechanism. It can be fixed to a wider range of supports than traditional clamps and is suitable for use in TV, video and photographic studios, theatres and rigging structures. The Grab Clamp will hold all kinds of lights, scenery, monitors and much more besides. The Grab Clamp has been designed to be mounted on a wide range of beams, pipes and bars, whether round, square or rectangular in section. It needs no adapter - just open and clamp it.

C339
GRAB CLAMP

1,2kg / 2.6lb
 150kg / 330.7lb
 12,5mm hole

Supplied without attachment, but with a 12,5mm hole for custom fixings.



C339BB
GRAB CLAMP WITH 16MM BUSHING




1,35kg / 3lb
 50kg / 110.2lb
 28mm / 1" 1/8

Comes with 16mm bushing complete with push button for extra-safe attachment.



C339UH

DOUBLE GRIP HEAD




			
1,95kg 4.3lb	75kg 165.3lb	28mm 1" 1/8	16mm 5/8"

Provided with a universal fixed (non-rotating) head.



C339SP

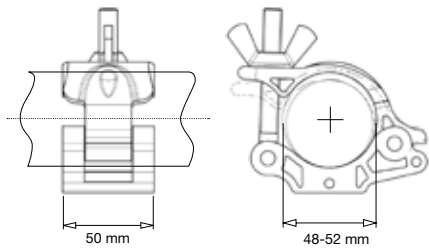
GRAB CLAMP WITH SPINNING PULLEY

		
1,65kg 3.6lb	150kg 330.7lb	pulley

Fitted with a 100mm diameter pulley to offer a quick and robust hanging point for TV and theatre sceneries.



LP EYE COUPLER SYSTEM



EYE COUPLER family: safer, easier to use and lighter, with the reliability and high performance that you expect from Manfrotto. The new high-performance EYE COUPLER range has been developed with professional users' needs in mind. Improved safety, full TÜV certification, optimised ergonomic and unique design are the key features of new EYE COUPLERS, developed for professionals in entertainment and film industries.



C460-1 LP EYE COUPLER

0,36kg 0.8lb	220kg 485lb	13mm hole

The base model of LP Eye Coupler for any customised application.



C461-1 LP EYE COUPLER WITH 28MM TV SPIGOT

0,57kg 1.3lb	220kg 485lb	28mm 1" 1/8"

Supplied with 28mm spigot for TV/broadcast luminaires.



C462-1 LP EYE COUPLER WITH 16MM SPIGOT

0,41kg 0.9lb	220kg 485lb	16mm 5/8"

Designed with 16mm spigot suitable for lightweight luminaires.



C463-1 LP EYE COUPLER WITH LIFTING RING

0,55kg 1.2lb	220kg 485lb	eyebolt



Provided with lifting ring for multipurpose use with chains, wires and ropes.





C464-1

LP EYE COUPLER WITH M12 BOLT PLUS NUT




 0,40kg 300kg M12×27
 0.9lb 661.4lb

Supplied with M12 bolt and nut for custom solutions.



C465-1

LP EYE COUPLER WITH 28MM BUSHING

 0,84kg 220kg 28mm
 1.3lb 485lb  1" 1/8

Designed with 28mm bushing suitable for 2K+stirrup luminaires.



C481-1

90° FIXED LP EYE COUPLER



 0,76kg 300kg
 1.7lb 661.4lb

Twin couplers fixed at 90° for firm, quick and easy interconnection for truss, bars or pipes.



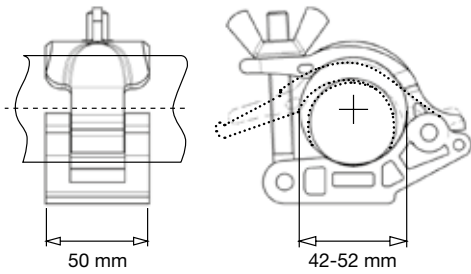
C482-1

SWIVEL LP EYE COUPLER

 0,76kg 300kg
 1.7lb 661.4lb

Twin couplers free to rotate 360° for firm, quick and easy interconnection for truss, bars or pipes.


MP EYE COUPLER SYSTEM



MP EYE COUPLERS: wider clamp range from 42 to 52mm and special flattened shape of lower jaw.






C4460-1 MP EYE COUPLER

 0,39kg
 300kg
 12,5mm hole

The base model of MP Eye Coupler for any customised application.






C4461-1 MP EYE COUPLER WITH 28MM TV SPIGOT

 0,60kg
 300kg
 28mm
 1.3lb 661.4lb 1" 1/8

Supplied with 28mm spigot for TV/broadcast luminaires.






C4462-1 MP EYE COUPLER WITH 16MM SPIGOT

 0,44kg
 300kg
 16mm
 1lb 661.4lb 5/8"

Designed with 16mm spigot suitable for lightweight luminaires.






C4463-1 MP EYE COUPLER WITH LIFTING RING

 0,58kg
 300kg
 eyebolt
 1.3lb 661.4lb

Provided with lifting ring for multipurpose use with chains, wires and ropes.






C4464-1 MP EYE COUPLER WITH M12 BOLT PLUS NUT

 0,43kg
 300kg
 M12x27
 0.9lb 661.4lb

Twin couplers fixed parallel for firm, quick and easy interconnection for truss, bars or pipes.



C4465-1 MP EYE COUPLER WITH 28MM BUSHING

 0,87kg
 250kg
 28mm
 1.9lb 485lb 1" 1/8




Designed with 28mm bushing suitable for 2K+ stirrup luminaires.





C4469

MP EYE COUPLER WITH 16MM BUSHING

		
0,52kg	500kg	16mm
1.1lb	1102.3lb	5/8"

Supplied with 16mm spigot for light fixing accessories.

C4482



SWIVEL MP EYE COUPLER


0,81kg
1.8lb

Twin couplers free to rotate 360° for firm, quick and easy coupling of trusses, bars or pipes.

C4485



MP EYE COUPLER SWIVEL AND TILT TRUSS SUPPORT 150-250

	
2,78kg	28mm
6.1lb	1" 1/8

Truss Support Coupler with a tilt/swivel connection to the stand pin. It avoids torsion and mounting problems when lifting a truss using two stands simultaneously. Min. Length 150mm (5.9"). Max. Length 250mm (9.8").

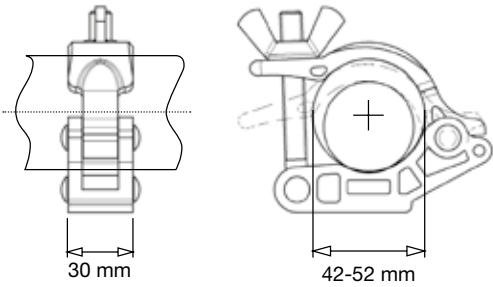
C4486

MP EYE COUPLER SWIVEL AND TILT TRUSS SUPPORT 200-400

	
2,85kg	28mm
6.3lb	1" 1/8

Min. Length 200mm (7.9"). Max. Length 400mm (15.7").




MP EYE COUPLER SYSTEM




MP SLIM EYE COUPLERS: same features as MP coupler, but narrower in profile and lighter in weight.






C4560-1
SLIM MP EYE COUPLER

 0,26kg
 0.6lb
  180kg
 396.8lb
  12,5mm
 hole


The base model of MP slimlight version Eye Coupler.



C4564-1
MP EYE COUPLER
12MM BOLT + NUT

 0,3kg
 0.6lb
  300kg
 661.4lb
  M12x27mm

Supplied with M12 bolt and nut for custom solutions.





TELESCOPIC HANGER SYSTEM

C825 TELESCOPIC HANGER WITH UNIVERSAL HEAD

121cm 47.6in	201cm 79.1in	5,1kg 11.2lb	10/40kg 22/ 88.2lb	28mm 1" 1/8	16mm 5/8"

Max load with 16mm (5/8") spigot, 10/40kg (22/88.2lb).
Max load with 28mm (1" 1/8) socket, 40kg (88.2lb).

C827 LONG TELESCOPIC HANGER WITH UNIVERSAL HEAD

212cm 83.5in	381cm 150in	6,8kg 15lb	10/40kg 22/ 88.2lb	28mm 1" 1/8	16mm 5/8"

Max load with 16mm (5/8") spigot, 10/40kg (22/88.2lb).
Max load with 28mm (1" 1/8) socket, 40kg (88.2lb).

C820 TELESCOPIC HANGER WITH STIRRUP

117cm 46.1in	197cm 77.6in	5,4kg 11.9lb	40kg 88.2lb

Luminaire attachment - Stirrup Ø 40mm.

C822 LONG TELESCOPIC HANGER WITH STIRRUP







210cm 82.7in	379cm 149.2in	6,8kg 15lb	40kg 88.2lb

Luminaire attachment - Stirrup Ø 40mm.



C888UH

TELESCOPIC HANGER WITH UNIVERSAL HEAD

					
76cm 29.9in	161cm 63.4in	5,6kg 12.3lb	10/40kg 22/ 88.2lb	28mm 1" 1/8	16mm 5/8"

Max load with 16mm (5/8") spigot, 10/40kg (22/88.2lb).
Max load with 28mm (1" 1/8) socket, 40kg (88.2lb).




LIGHTING BOOMS SYSTEM



D570

EXTENSION ARM WITH SWIVEL PIN




1,1kg 16mm
2.4lb 5/8"

Arm length: 91cm (33.8").
16mm (5/8") female stand attachment.



D600

MINI BOOM



3,6kg 16mm
7.9lb 5/8"

Min extension 117cm (46.6").
Max load 30kg (66.1lb).
Max extension 212cm (83.5").
Max load 7kg (15.4lb).
16mm (5/8") female stand attachment.

D600CB

MINI BOOM BLACK CHROME FINISH VERSION



D650

JUNIOR BOOM ARM



14,8kg 28mm 16mm
32.6lb 1" 1/8 5/8"

Min extension 163cm (64.2").
Max load 40kg (88.2lb).
Max extension 300cm (118.1").
Max load 10kg (22lb).
28mm (1" 1/8) male stand attachment.

PRODUCTS BELOW ARE AVAILABLE AS OPTIONAL



172
MINI
COUNTERWEIGHT


1,3kg
2.9lb



023
L-PESO


4,3kg
9.5lb

022
G-PESO


6,7kg
14.8lb

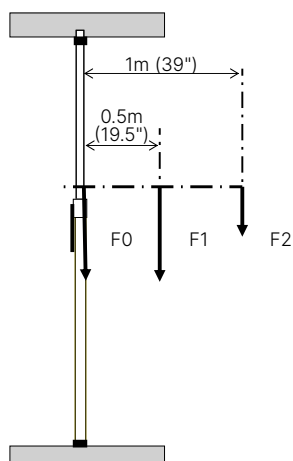


AUTOPOLE SYSTEM **AUTOPOLE**

Unique cantilever single action locking system exerts pressure to securely wedge the rubber suction cup ends in place. Cantilever system incorporates safety lock. Floor to ceiling, or wall to wall fixing for strong vertical or horizontal support of lighting.

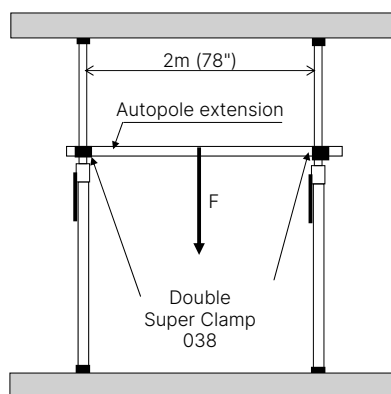
LOADING LIMITS

The following figures are valid for use with rigid floors and ceilings, and with the protection-cups mounted on the suction-cups.



F0: maximum axial load
F1: maximum load with 0.5m (19.5") arm
F2: maximum load with 1m (39") arm

Models	Load		
	F0	F1	F2
032	30kg / 66lb	30kg / 66lb	15kg / 33lb
076	30kg / 66lb	30kg / 66lb	15kg / 33lb
077	30kg / 66lb	30kg / 66lb	15kg / 33lb
432-2.7	24kg / 52lb	24kg / 52lb	12kg / 26lb
432-3.7	24kg / 52lb	24kg / 52lb	12kg / 26lb



Models	Load
	F
032	20kg / 44lb
076	20kg / 44lb
077	20kg / 44lb
432-2.7	20kg / 44lb
432-3.7	20kg / 44lb


077
AUTOPOLE

 1,5kg / 3.3lb

Extends from 100cm (39.4") to 170cm (66.9").
Pole Ø: 45mm and 40mm.

077B
AUTOPOLE
BLACK FINISH VERSION


076
AUTOPOLE

 1,83kg / 4lb

Extends from 150cm (59.1") to 270cm (106.3").
Pole Ø: 45mm and 40mm.

076B
AUTOPOLE
BLACK FINISH VERSION

032
AUTOPOLE

 2,2kg / 4.9lb

Extends from 210cm (82.7") to 370cm (145.7").
Pole Ø: 45mm and 40mm.

032B
AUTOPOLE
BLACK FINISH VERSION



077

076

032

432-2.7
AUTOPOLE 2



2,23kg
4.9lb

Two position variable thrust.
Extends from 150cm (59.1") to 270cm (106").
Pole Ø: 45mm and 40mm.

432-2.7B
AUTOPOLE 2
BLACK FINISH VERSION

432-3.7
AUTOPOLE 2



2,6kg
5.7lb

Two position variable thrust. Extends
from 210cm (82.7") to 370cm (145.7").
Pole Ø: 45mm and 40mm.

432-3.7B
AUTOPOLE 2
BLACK FINISH VERSION

332-3.7B
MINI AUTOPOLE
BLACK FINISH VERSION



432-2.7

432-3.7


332-3.7B

AUTOPOLE SYSTEM

AUTOPOLE ACCESSORIES



032BASE AUTOPOLE BASE



1,2cm 86cm 126kg
2.6in 33.9in 49.6lb

For tubes: Ø 45mm.
Legs Ø: 22mm.

032BASEB AUTOPOLE BASE BLACK FINISH VERSION

032SPL AUTOPOLE SPIRIT LEVEL

ESpirit level for use on Autopole®, or on tubes of 25mm to 60mm diameter.



032PC AUTOPOLE PROTECTION CAPS

Set of four protection caps for rubber feet with inner hole.
Ø: 16.5mm.
Suitable for use with all Autopoles except Midi Autopole®
332 and Mini Pole 170.



034

EXTENSION TUBE



0,53kg
1.2lb

Autopole® Extension tube. Ø: 40mm.
Length: 1,5m (59.1").
Suitable for Autopole2® and Autopole®.

034B

EXTENSION TUBE

BLACK FINISH VERSION

033

EXTENSION TUBE



0,69kg
1.5lb

Autopole® Extension tube. Ø: 40mm.
Length: 2m (78.7").
Suitable for Autopole2® and Autopole®.

033B

EXTENSION TUBE

BLACK FINISH VERSION

170

MINI POLE



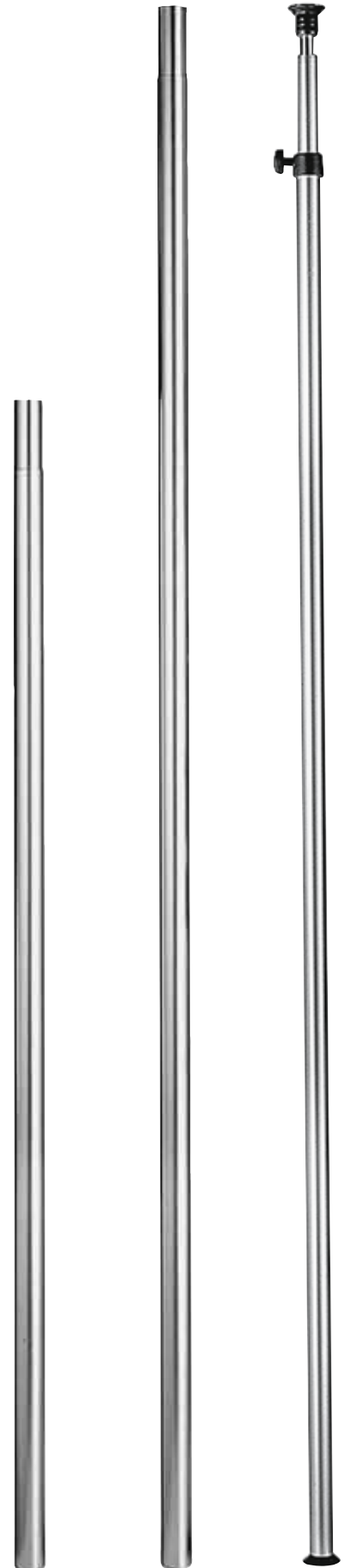
0,87kg
1.9lb

Spring loaded mini pole.
Extends from 175cm (68.9") to 330cm (129.9).
Post Ø: 25mm and 28mm.

170B

MINI POLE

BLACK FINISH VERSION



034

033

170

ARMS SYSTEM



F900
BABY TRIPLE HEADER
5X16MM PIN/16MM SOCKET



1,3kg
2.9lb

Length: 65cm (25.6").



F1200
COLUMN ARM



3,1kg
6.8lb



10kg
22lb




16mm
5/8"



28mm
1" 1/8

Length: 51cm (20.1").



F600
BABY OFFSET ARM/TWIN
 16MM PIN / 16MM SOCKET

 0,7kg / 1,5lb
  16mm / 5/8"
  16mm / 5/8"

Length: 38cm (15").






F100
JUNIOR OFFSET ARM
 28MM PIN / 28MM SOCKET

 1,5kg / 3,3lb
  28mm / 1" 1/8"
  28mm / 1" 1/8"

Length: 50cm (19.7").



D244N
VARIABLE FRICTION ARM




 1,06kg / 2,3lb
  3kg / 6,6lb
  16mm / 5/8"
  16mm / 5/8"
  3/8" thread
  1/4" thread

Articulated arm with large locking knob to lock all 3 movements.

PUMP CUP SYSTEM






F1000
PUMP CUP WITH 16MM
BABY SWIVEL SPIGOT

 1,1kg
 2kg
 16mm
 2,4lb 4,4lb 5/8"

Ideal for mounting small lights and camera systems onto flat, non-porous surfaces such as glass. A perfect tool for rigging car shoots.





F1100
PUMP CUP WITH 16MM
BABY FIXED SPIGOT

 0,7kg
 2kg
 16mm
 1,5lb 4,4lb 5/8"

Like the F1000, but with a fixed baby pin for added stability.



F809
BABY PLATE WITH 90° PIN

 0,65kg
 16mm
 1,4lb 5/8"

When a light stand or a clamp cannot be used to support fixtures, this baby plate with a right angle can be mounted on the wall.



F800
3" BABY WALL PLATE

 0,4kg
 16mm
 0,9lb 5/8"

Baby plates allow for the quick mounting of fixtures in places where light stands and clamps cannot be used. Length 3".





F805
6" BABY WALL PLATE

 0,72kg
 16mm
 1,6lb 5/8"

Baby plates allow for the quick mounting of fixtures in places where light stands and clamps cannot be used. Length 6".



F808
9" BABY WALL PLATE

 0,85kg
 16mm
 1,9lb 5/8"

Baby plates allow for the quick mounting of fixtures in places where light stands and clamps cannot be used. Length 9".



F301
BABY WALL PLATE

 0,4kg
0.9lb

 16mm
5/8"

Baby plates allow for the quick mounting of fixtures in places where light stands and clamps cannot be used.



F300
JUNIOR WALL PLATE

 0,68kg
1.5lb

 28mm
1" 1/8"

A wall plate with a junior receiver to mount larger fixtures.



F810
BABY PLATE WITH 16MM SWIVEL SPIGOT

 0,8kg
1.8lb

 16mm
5/8"

Unique to the Avenger line, this baby plate allows fixtures to be fine-tuned with the built in swiveling baby pin.

ACCESSORIES





ACCESSORIES

027 STAND HOLDER



2,8kg
5.7lb

Holder for 8 light stands.
Width: 115cm.
Distance between fixing holes: 64.4cm.
Depth: 19cm.



A9000NB BRAKED WHEELS BLACK FINISH VERSION



3,3kg 90kg
7.3lb 198.4lb

Ø: 100mm for 25×25mm
square legs. Set of three.



A9000N BRAKED WHEELS

C155 SAFETY CABLE

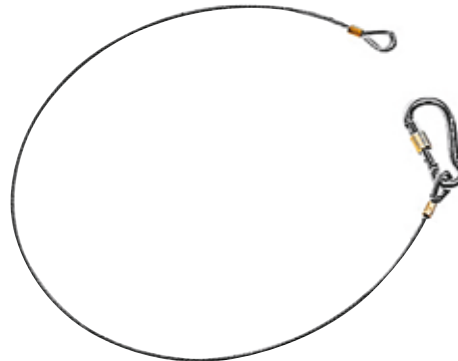
Diameter 4mm. Length 100cm (39.4").

C155-01 SAFETY CABLE

Diameter 3,5mm. Length 70cm (27.6").

C155-02 SAFETY CABLE

Diameter 5mm. Length 70cm (27.6").



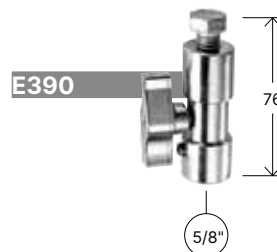
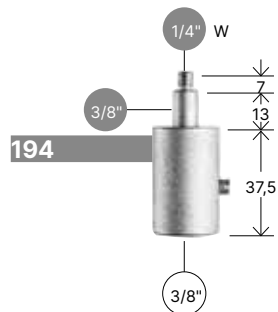
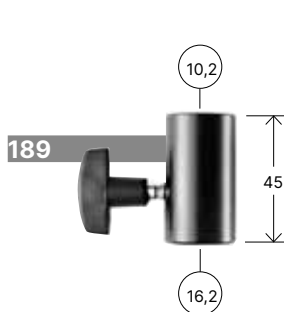
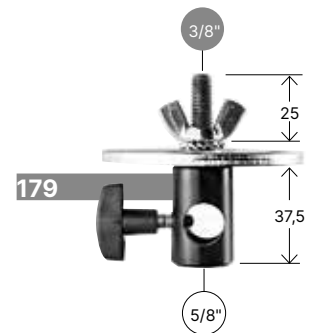
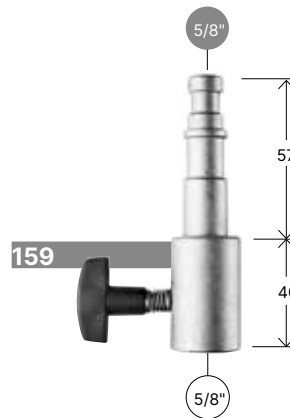
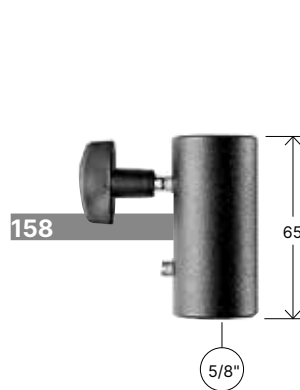
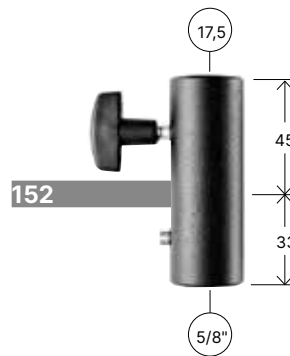
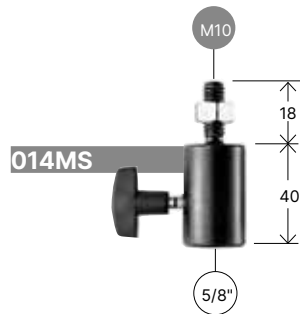
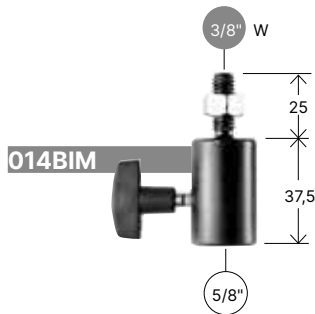
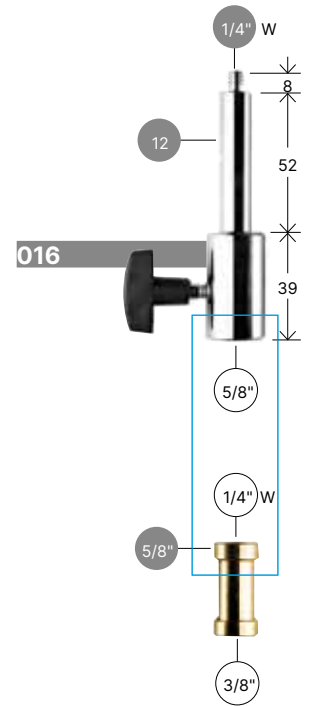
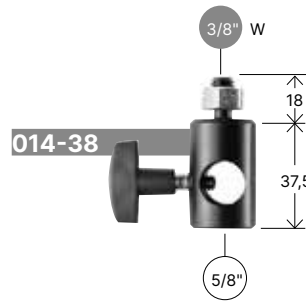
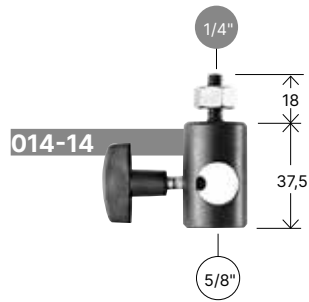
16mm - 5/8" FEMALE ADAPTERS

All measurements shown are metric unless otherwise stated.

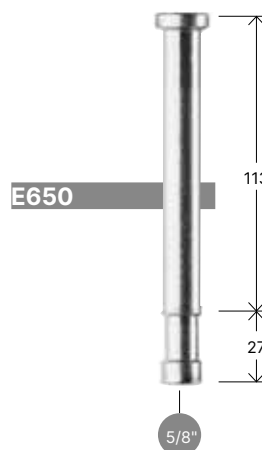
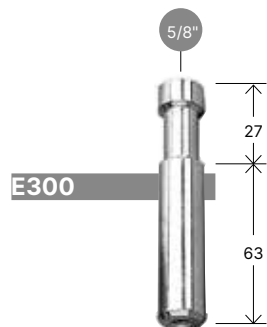
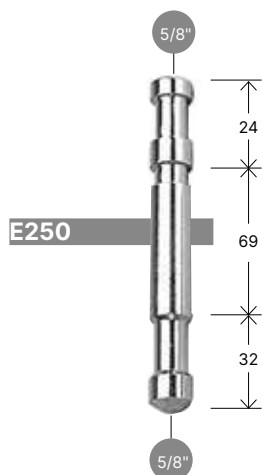
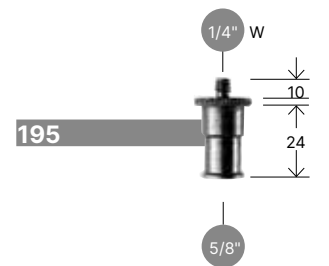
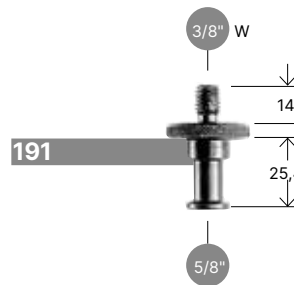
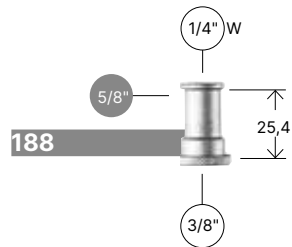
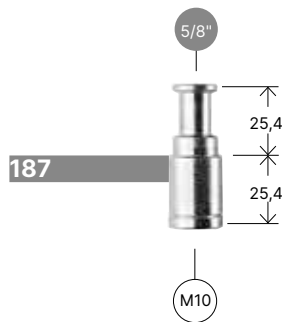
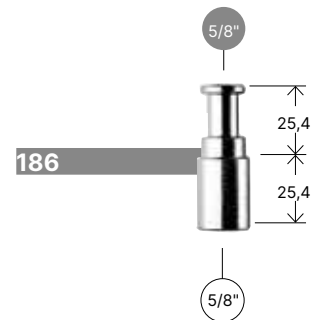
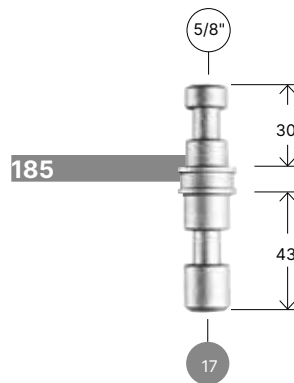
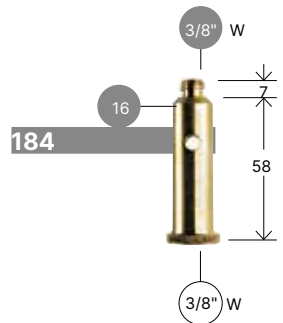
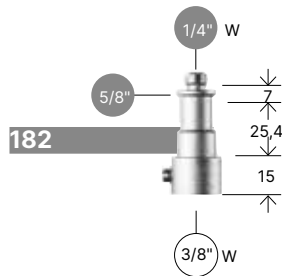
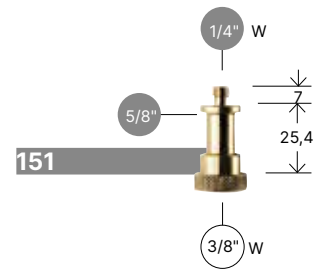
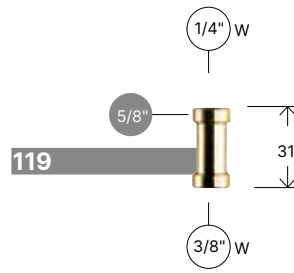
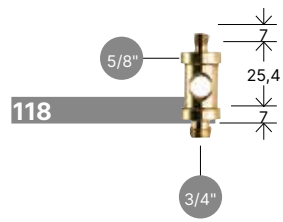
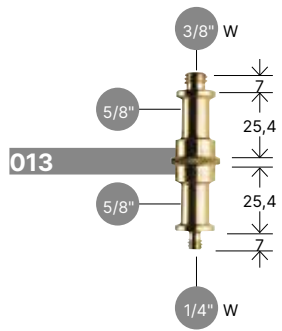
5/8" Indicates an external thread or stud diameter

5/8" Indicates an internal thread or socket diameter

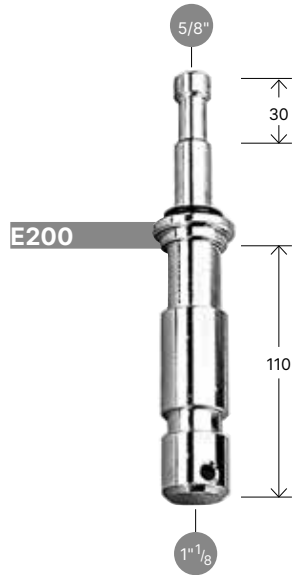
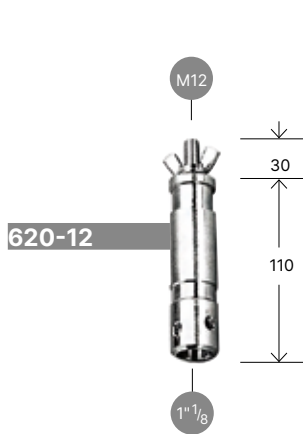
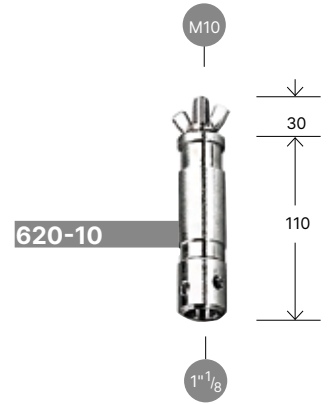
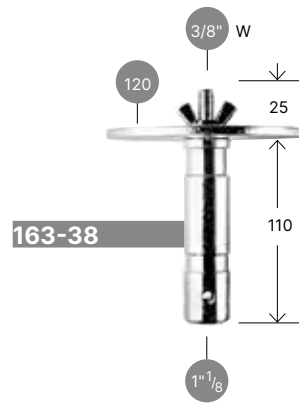
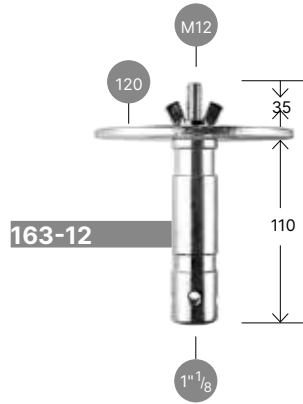
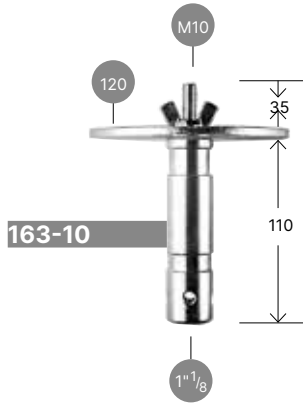
W Whitworth thread



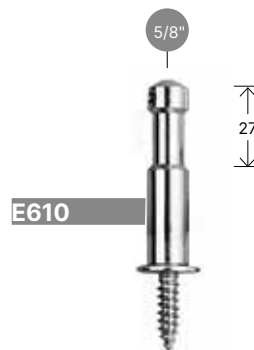
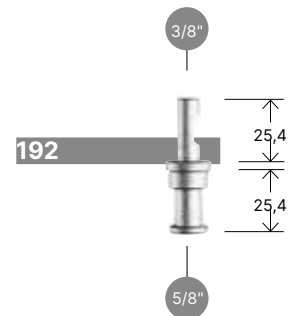
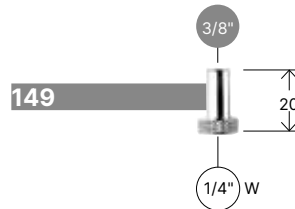
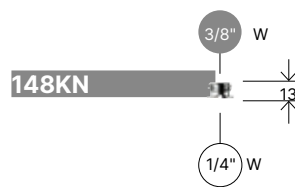
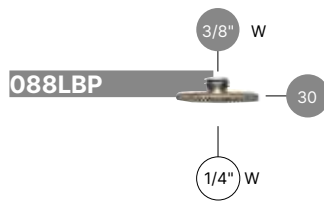
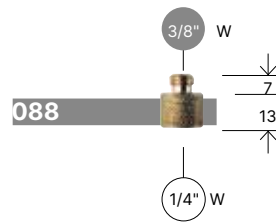
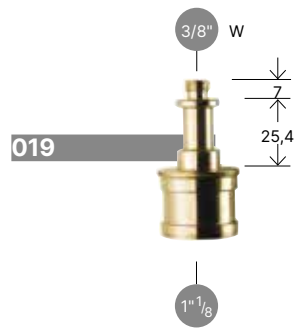
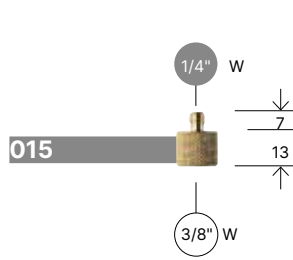
16mm 5/8" MALE ADAPTERS



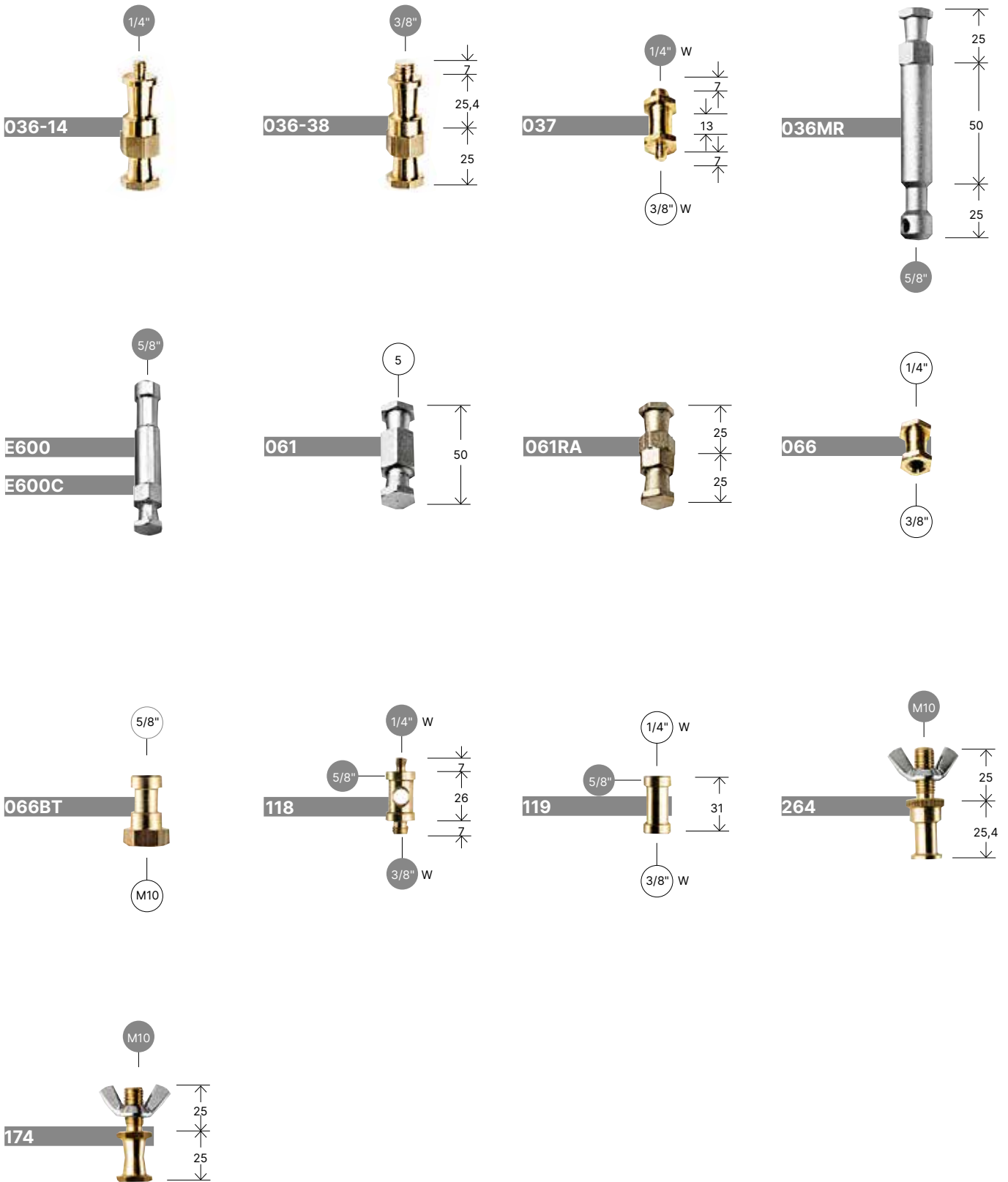
28mm 1" 1/8 MALE ADAPTERS



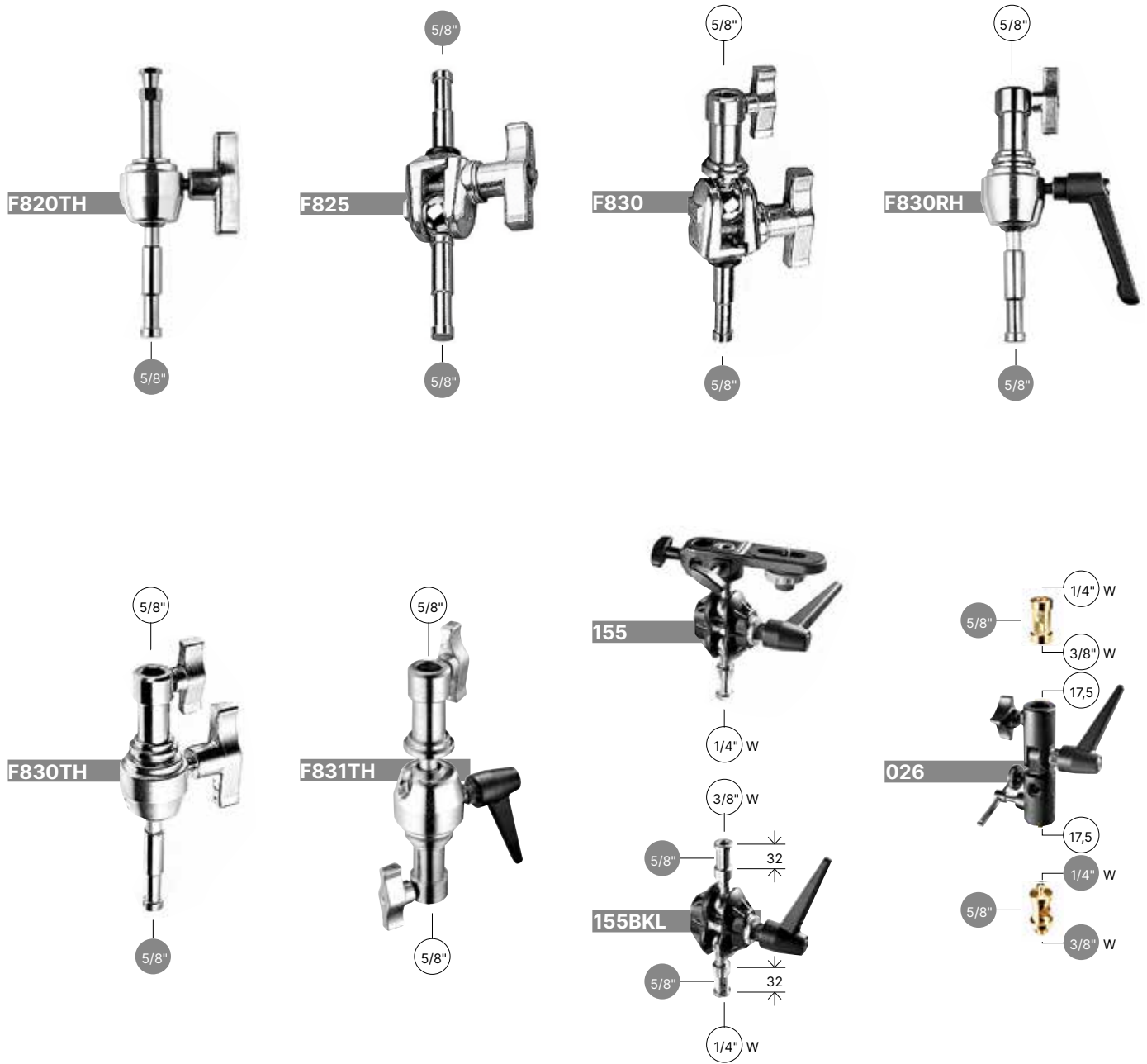
SPECIAL ADAPTERS














SUPER CLAMP ADAPTERS



SWIVELLING ADAPTERS



KEY TO SYMBOLS

	Minimum height
	Maximum height
	Closed length
	Footprint diameter
	Weight
	Spigot size
	Socket size
	Grip head size
	Suggested wheels
	Maximum payload*
	Gravity cast
	TUV SUD Certification

Avenger products are warranted to be fit for the purpose for which they have been designed, and to be free from defects in materials and workmanship.

AVENGER "STANDARD LIMITED WARRANTY".

The validity period of the Standard Limited Warranty is defined by applicable law in the country, state or region where the product is sold.

The instruction manual accompanying the product should be read carefully and the safety instructions followed to avoid accident or damage to the product or its user.

This warranty does not cover any defects or costs caused by misuse and subsequent damage. Misuse is defined by, but not limited to, the cases described here below:

Modification, alteration, repair or service of this product by anyone other than an Avenger authorized agent.

Physical abuse to, overloading of, or misuse of, the product or operation thereof in a manner contrary to the instructions accompanying the product.

Failure to comply with care and maintenance instructions accompanying the product.

Any use of the product other than that for which it was designed.

Shipment of the product to the Avenger service department.

For more information on the warranty term in your country access to spare parts and other services please contact your local Country Distributor. For any information please visit www.avengergrip.com

WARRANTY EXTENSION

Selected Avenger Products are eligible for a free Limited Conventional Warranty Extension from the date of purchase upon Online Product Registration. By simply registering your purchase with us, your product will receive the warranty extension, if applicable.

Please go to www.manfrotto.com into the warranty area of the website and register your product.

Whilst every effort has been made to ensure that the information contained within this catalogue is correct, Manfrotto accepts no liability for errors or omissions. Technical specifications and data are provided for guidance only. All rights are strictly reserved. Products shown in this catalogue are protected by international patents, while this publication (in whole or in part) without written consent from Avenger is strictly forbidden and punishable by law. Because we constantly aim to improve our products, we reserve the right to amend or alter at any time and without prior notice the specifications of any item detailed in this publication.

* Where relevant, maximum evenly distributed load on level ground.

INDEX

art	description	page	art	description	page	art	description	page
013	16MM MALE ADAPTER	90	187	16MM MALE ADAPTER	90		FINISH VERSION	13
014-14	16MM FEMALE ADAPTER	89	188	16MM MALE ADAPTER	90	A2025LJ	C-STAND 25 SLIDING LEG CHROME FINISH	
014-38	16MM FEMALE ADAPTER	89	189	16MM FEMALE ADAPTER	89		JAPANESE VERSION	13
014BIM	16MM FEMALE ADAPTER	89	191	16MM MALE ADAPTER	90	A2025LJCB	C-STAND 25 SLIDING LEG BLACK CHROME	
014MS	16MM FEMALE ADAPTER	89	192	SPECIAL ADAPTER	92		FINISH JAPANESE VERSION	13
015	SPECIAL ADAPTER	92	194	16MM FEMALE ADAPTER	89	A2029	C-STAND COLUMN 29 CHROME FINISH VERSION	14
016	16MM FEMALE ADAPTER	89	195	16MM MALE ADAPTER	90	A2029CB	C-STAND COLUMN 29 BLACK CHROME FINISH VERSION	14
019	SPECIAL ADAPTER	92	264	SUPER CLAMP ADAPTER	93	A2030D	C-STAND 30 DETACHABLE CHROME FINISH VERSION	12
022	G-PESO	77	332-3.7	MINI AUTOPOLE	79	A2030DCB	C-STAND 30 DETACHABLE BLACK	
023	L-PESO	77	432-2.7	AUTOPOLE 2	79		CHROME FINISH VERSION	12
026	SWIVELLING ADAPTER	94	432-2.7B	AUTOPOLE 2 BLACK FINISH VERSION	79	A2030DCBKIT	C-STAND KIT 30 DETACHABLE BLACK	
027	STAND HOLDER	43, 88	432-3.7	AUTOPOLE 2	79		CHROME FINISH VERSION	15
032	AUTOPOLE	78	432-3.7B	AUTOPOLE 2 BLACK FINISH VERSION	79	A2030DKIT	C-STAND KIT 30 DETACHABLE	
032B	AUTOPOLE BLACK FINISH VERSION	78	620-10	28MM MALE ADAPTER	91		CHROME FINISH VERSION	15
032BASE	AUTOPOLE BASE	80	620-12	28MM MALE ADAPTER	91	A2033F	C-STAND 33 CHROME FINISH VERSION	13
032BASEB	AUTOPOLE BASE BLACK FINISH VERSION	80	A0010	BABY STAND 10	20	A2033FCB	C-STAND 33 BLACK CHROME FINISH VERSION	13
032PC	AUTOPOLE PROTECTION CAPS	80	A0010J	BABY STAND 10 JAPANESE VERSION	20	A2033FCBKIT	C-STAND KIT 33 BLACK CHROME FINISH VERSION	15
032SPL	AUTOPOLE SPIRIT LEVEL	80	A0017	BABY STAND 17	20	A2033FKIT	C-STAND KIT 33 CHROME FINISH VERSION	15
033	EXTENSION TUBE	81	A0025B	ALU BABY STAND 25	21	A2033L	C-STAND 33 SLIDING LEG CHROME FINISH VERSION	13
033B	EXTENSION TUBE BLACK FINISH VERSION	81	A0030B	ALU BABY STAND 30	21	A2033LCB	C-STAND 33 SLIDING LEG BLACK CHROME	
034	EXTENSION TUBE	81	A0030CS	STEEL BABY STAND 30	21		FINISH VERSION	13
034B	EXTENSION TUBE BLACK FINISH VERSION	81	A0035B	ALU BABY STAND 35	21	A2033LJ	C-STAND 33 SLIDING LEG CHROME FINISH	
036-14	SUPER CLAMP ADAPTER	93	A0035CS	STEEL BABY STAND 35	21		JAPANESE VERSION	13
036-38	SUPER CLAMP ADAPTER	93	A0040B	ALU BABY STAND 40	21	A2033LKIT	C-STAND KIT 33 SLIDING LEG CHROME FINISH VERSION	15
036MR	SUPER CLAMP ADAPTER	93	A0040CS	STEEL BABY STAND 40	21	A2033LJCB	C-STAND 33 SLIDING LEG BLACK CHROME	
037	SUPER CLAMP ADAPTER	93	A0045B	ALU BABY STAND 45	21		FINISH JAPANESE VERSION	13
061	SUPER CLAMP ADAPTER	93	A0045CS	STEEL BABY STAND 45	21	A3042CS	OVERHEAD STAND 42	40
061RA	SUPER CLAMP ADAPTER	93	A1010CS	STEEL COMBO STAND 10	22	A3043CS	OVERHEAD STAND 43 WITH BRAKED WHEELS	40
066	SUPER CLAMP ADAPTER	93	A1020B	ALU COMBO STAND 20	22	A3056CS	WIDE BASE OVERHEAD STAND 56	41
066BT	SUPER CLAMP ADAPTER	93	A1020CS	STEEL COMBO STAND 20	22	A3058CS	OVERHEAD STAND 58 WITH BRAKED WHEELS	40
076	AUTOPOLE	78	A1035B	ALU COMBO STAND 35	22	A3059CS	OVERHEAD STAND 59	40
076B	AUTOPOLE BLACK FINISH VERSION	78	A1035CS	STEEL COMBO STAND 35	22	A3065CS	WIDE BASE OVERHEAD STAND 65	41
077	AUTOPOLE	78	A1045B	ALU COMBO STAND 45	22	A4039CS	STEEL BOOM STAND 39	28
077B	AUTOPOLE BLACK FINISH VERSION	78	A1045CS	STEEL COMBO STAND 45	22	A4041B	ALU BOOM STAND 41	28
087WBK	WIND-BRACING KIT	43	A2007	C-STAND MINI BASE CHROME FINISH VERSION	14	A4050CS	STEEL BOOM STAND 50	27
088	SPECIAL ADAPTER	92	A2007CB	C-STAND MINI BASE BLACK CHROME FINISH VERSION	14	A5012	ROLLER STAND 12 FOLDING BASE	25
088LBP	SPECIAL ADAPTER	92	A2009	C-STAND BASE CHROME FINISH VERSION	14	A5017	ROLLER STAND 17 FOLDING BASE	24
118	16MM MALE ADAPTER	90	A2009CB	C-STAND BASE BLACK CHROME FINISH VERSION	14	A5029	ROLLER STAND 29 LOW BASE	24
119	16MM MALE ADAPTER	90	A2014	C-STAND COLUMN 14 CHROME FINISH VERSION	14	A5033	ROLLER STAND 33 FOLDING BASE	24
143F	FORK	50	A2014CB	C-STAND COLUMN 14 BLACK CHROME FINISH VERSION	14	A5034	ROLLER STAND 34 FOLDING BASE	25
148KN	SPECIAL ADAPTER	92	A2016D	C-STAND 16 DETACHABLE CHROME FINISH VERSION	12	A5036CS	ROLLER STAND 36 LOW BASE	25
149	SPECIAL ADAPTER	92	A2016DCB	C-STAND 16 DETACHABLE BLACK		A5042CS	ROLLER STAND 42 LOW BASE	25
151	16MM MALE ADAPTER	90		CHROME FINISH VERSION	12	A5043	ROLLER STAND 43 LOW BASE	24
152	16MM FEMALE ADAPTER	89	A2018F	C-STAND 18 CHROME FINISH VERSION	13	A9000N	BRAKED WHEELS BLACK FINISH VERSION	22, 27, 43, 88
153	16MM FEMALE ADAPTER	89	A2018L	C-STAND 18 SLIDING LEG CHROME FINISH VERSION	13	A9000NB	BRAKED WHEELS BLACK FINISH VERSION	22, 27, 43, 88
155	SWIVELLING ADAPTER	94	A2018LCB	C-STAND 18 SLIDING LEG BLACK		AVCSA1301B	TRIPLE C ROLLER CASE FOR DETACHABLE	
155BKL	SWIVELLING ADAPTER	94		CHROME FINISH VERSION	13		C STAND AND ACCESSORIES	18
158	16MM FEMALE ADAPTER	89	A2018LJ	C-STAND 18 SLIDING LEG CHROME FINISH		B150-1	STRATO SAFE CRANK-UP	32
159	16MM FEMALE ADAPTER	89		JAPANESE VERSION	13	B150P-1	STRATO SAFE CRANK-UP WITH FILLED WHEELS	32
163-10	28MM MALE ADAPTER	91	A2018LJCB	C-STAND 18 SLIDING LEG BLACK CHROME		B6026CS	WIND UP STAND 26	28
163-12	28MM MALE ADAPTER	91		FINISH JAPANESE VERSION	13	B6029X	STAINLESS LOW BASE SUPER WIND UP 29 STAND	30
163-38	28MM MALE ADAPTER	91	A2020	C-STAND COLUMN 20 CHROME FINISH VERSION	14	B6030CS	LOW BASE WIND UP STAND 30	29
170	MINI POLE	81	A2020CB	C-STAND COLUMN 20 BLACK CHROME FINISH VERSION	14	B6039CS	WIND UP STAND 39	29
170B	MINI POLE BLACK FINISH VERSION	81	A2020JCB	C-STAND COLUMN 20 BLACK CHROME FINISH		B6040X	STAINLESS STEEL SUPER WIND UP 40 STAND	31
172	MINI COUNTERWEIGHT	77		JAPANESE VERSION	14	B70XXFFW	FOAM FILL WHEEL SET FOR STRATO SAFE	33
174	SUPER CLAMP ADAPTER	93	A2022D	C-STAND 22 DETACHABLE CHROME FINISH VERSION	12	B7018	STRATO SAFE STAND 18	32
179	16MM FEMALE ADAPTER	89	A2022DCB	C-STAND 22 DETACHABLE BLACK		B7030F	BUCCANEER STAND	34, 35
182	16MM MALE ADAPTER	90		CHROME FINISH VERSION	12	B7034FF	LONG JOHN SILVER JUNIOR STAND	
184	16MM MALE ADAPTER	90	A2025F	C-STAND 25 CHROME FINISH VERSION	13		WITH FOAM FILL WHEELS	39
185	16MM MALE ADAPTER	90	A2025L	C-STAND 25 SLIDING LEG CHROME FINISH VERSION	13	B7034FF-2	BANSHEE STAND	36, 37
186	16MM MALE ADAPTER	90	A2025LCB	C-STAND 25 SLIDING LEG BLACK CHROME		B7043CS-1	STRATO SAFE STAND 43	33

art	description	page	art	description	page	art	description	page
B7047CS-1	STRATO SAFE STAND 47	33	D200B	2"½ GRIP HEAD BLACK FINISH VERSION	18	G300	EXTRA LARGE SAND BAG	43
B7057FF	LONG JOHN SILVER STAND WITH FOAM FILL WHEELS	38	D210J	2"½ GRIP HEAD JAPANESE VERSION	18	H600M	MODULAR FRAME 6X6'	54
B9000	HARD WHEEL SET FOR STRATO SAFE	33	D210JB	2"½ GRIP HEAD BLACK JAPANESE VERSION	18	H660	LIGHTWEIGHT FRAME 6X6'	54
B9000P	PNEUMATIC WHEEL SET FOR STRATO SAFE	33	D220	GRIP HELPER	18	H800M	MODULAR FRAME 8X8'	54
C100	JUNIOR PIPE CLAMP WITH 28MM SOCKET	58, 62	D230	SUPER CLAMP GRIP HEAD	18	H1200M	MODULAR FRAME 12X12'	54
C150	SWIVELLING "C" CLAMP	59	D240	GRIP HEAD WITH SWIVEL PIN	18	H2000M	MODULAR FRAME 20X20'	54
C155	SAFETY CABLE	61, 88	D244N	VARIABLE FRICTION ARM	83	H2006	FOLD AWAY FRAME 6X6'	53
C155-01	SAFETY CABLE	61, 88	D250	GAG GOBO	18	H2008	FOLD AWAY FRAME 8X8'	53
C155-02	SAFETY CABLE	61, 88	D340	CAMERA FLEXTENTION KIT	50	H2010	FOLD AWAY FRAME 12X8'	53
C210	BABY PIPE CLAMP WITH 16MM STUD	62	D400	4"½ JUMBO GRIP HEAD	19, 22	H2012	FOLD AWAY FRAME 12X12'	53
C263B	BLACK EYE CLAMP-WINGNUT	59	D400B	4"½ JUMBO GRIP HEAD BLACK FINISH VERSION	19, 22	H2508	FOLD AWAY FRAME COMPACT 8X8'	53
C337	28MM BUSHING QUICK ACTION JUNIOR CLAMP	64	D420	JUMBO GAG GOBO	19	H2512	FOLD AWAY FRAME COMPACT 12X12'	53
C338	16MM PIN QUICK ACTION BABY CLAMP	64	D500	20" EXTENSION GRIP ARM	19	H9000	D.I.Y. BUTTERFLY PIPE CORNER KIT	55
C339	GRAB CLAMP	66	D500B	20" EXTENSION GRIP ARM BLACK FINISH VERSION	19	I600B	SOLID BLACK FLAG 12X18"	46
C339BB	GRAB CLAMP WITH 16MM BUSHING	66	D520	40" EXTENSION GRIP ARM	19	I650B	SOLID BLACK FLAG 18X24"	46
C339SP	GRAB CLAMP WITH SPINNING PULLEY	67	D520B	40" EXTENSION GRIP ARM BLACK FINISH VERSION	19	I650D	BLACK DOUBLE SCRIM 18X24"	46
C339UH	DOUBLE GRIP HEAD	67	D530L	40" EXTENSION ARM AND GRIP HEAD (D200)	19	I650S	BLACK SINGLE SCRIM 18X24"	46
C345-1	BARREL CLAMP	65	D530LB	40" EXTENSION ARM AND GRIP HEAD (D200B)	19	II651	CLOSED FRAME ONLY 18X24"	46
C345BK-1	BARREL CLAMP AND KNOB BLACK FINISH VERSION	65		BLACK FINISH VERSION	19	I700B	SOLID BLACK FLAG 24X30"	46
C345K	BARREL CLAMP AND KNOB	65	D570	EXTENSION ARM WITH SWIVEL PIN	76	I750B	SOLID BLACK FLAG 24X36"	46
C460-1	LP EYE COUPLER	68	D600	MINI BOOM	76	I750D	BLACK DOUBLE SCRIM 24X36"	46
C461-1	LP EYE COUPLER WITH 28MM TV SPIGOT	68	D600CB	MINI BOOM BLACK CHROME FINISH VERSION	76	I750K	SILK (ARTIFICIAL) SCRIM 24X36"	46
C462-1	LP EYE COUPLER WITH 16MM SPIGOT	68	D650	JUNIOR BOOM ARM	76	I750S	BLACK SINGLE SCRIM 24X36"	46
C463-1	LP EYE COUPLER WITH LIFTING RING	68	D700B	COLLAPSIBLE REFLECTOR HOLDER	51	I750T	BLACK TRIPLE SCRIM 24X36"	46
C464-1	LP EYE COUPLER WITH M12 BOLT PLUS NUT	69	D705B	LONG COLLAPSIBLE REFLECTOR HOLDER	51	I751	CLOSED FRAME ONLY 24X36"	46
C465-1	LP EYE COUPLER WITH 28MM BUSHING	69	D750	40MM (1.6") TELESCOPIC POLYHOLDER	51	I780B	SOLID BLACK FLAG 30X36"	46
C481-1	90° FIXED LP EYE COUPLER	69	D800KIT	GRIP KIT	19	I790D	BLACK DOUBLE SCRIM 48X48"	46
C482-1	SWIVEL LP EYE COUPLER	69	E200	28MM MALE ADAPTER	91	I790K	SILK (ARTIFICIAL) SCRIM 48X48"	46
C500	PELICAN GAFFER GRIP	61	E250	16MM MALE ADAPTER	90	I790S	BLACK SINGLE SCRIM 48X48"	46
C590	CONKA BONKA	42	E300	16MM MALE ADAPTER	90	I790TW	WHITE TRIPLE SCRIM 48X48"	46
C622	SMALL STEEL STAND EXTENSION	42	E390	16MM FEMALE ADAPTER	89	I800	BLACK METAL FLAG	50
C624	MEDIUM STEEL STAND EXTENSION	42	E600	SNAP-IN PIN	19, 93	I830CB	MOUNTING STIRRUP FOR 40" REFLECTOR BOARD	51
C626	LONG STEEL STAND EXTENSION	42	E600C	SNAP-IN PIN STEEL VERSION	19, 93	I905SD	SOFT DIFFUSER (GRID) BUTTERFLY TEXTILE 4X4'	52
C820	TELESCOPIC HANGER WITH STIRRUP	74	E610	SPECIAL ADAPTER	92	I915K	SILK (ARTIFICIAL) BUTTERFLY TEXTILE 8X8'	52
C822	LONG TELESCOPIC HANGER WITH STIRRUP	74	E650	16MM MALE ADAPTER	90	I915SDL	SOFT DIFFUSER LIGHT (LIGHT GRID)	
C825	TELESCOPIC HANGER WITH UNIVERSAL HEAD	74	E700	BABY DROP DOWN PIN	27		BUTTERFLY TEXTILE 8X8'	52
C827	LONG TELESCOPIC HANGER WITH UNIVERSAL HEAD	74	E710	JUNIOR DROP DOWN PIN	27	I915SW	SILVER/WHITE BUTTERFLY TEXTILE 8X8'	52
C888UH	TELESCOPIC HANGER WITH UNIVERSAL HEAD	75	F100	JUNIOR OFFSET ARM 28MM PIN / 28MM SOCKET	83	I920BDN	BLACK DOUBLE NET BUTTERFLY TEXTILE 12X12'	52
C1000	SPECIAL ADAPTER	92	F300	JUNIOR WALL PLATE	85	I920BSN	BLACK SINGLE NET BUTTERFLY TEXTILE 12X12'	52
C1005	SPECIAL ADAPTER	92	F301	BABY WALL PLATE	85	I920CKG	CROMAKEY GREEN BUTTERFLY TEXTILE 12X12'	52
C1100	SPECIAL ADAPTER	92	F600	BABY OFFSET ARM/TWIN 16MM PIN / 16MM SOCKET	83	I920K	SILK (ARTIFICIAL) BUTTERFLY TEXTILE 12X12'	52
C1525	SKY HOOK	61	F800	3" BABY WALL PLATE	84	I920K4	SILK 1/4 STOP BUTTERFLY TEXTILE 12X12'	52
C1550	HEAVY DUTY SUPER CLAMP	60	F805	6" BABY WALL PLATE	84	I920SD	SOFT DIFFUSER (GRID) BUTTERFLY TEXTILE 12X12'	52
C1575B	SUPER CLAMP	60	F808	9" BABY WALL PLATE	84	I920SDL	SOFT DIFFUSER LIGHT (LIGHT GRID)	
C4460-1	MP EYE COUPLER	70	F809	BABY PLATE WITH 90° PIN	84		BUTTERFLY TEXTILE 12X12'	52
C4461-1	MP EYE COUPLER WITH 28MM TV SPIGOT	70	F810	BABY PLATE WITH 16MM SWIVEL SPIGOT	85	I920SW	SILVER/WHITE BUTTERFLY TEXTILE 12X12'	52
C4462-1	MP EYE COUPLER WITH 16MM SPIGOT	70	F820TH	SWIVELLING ADAPTER	94	I930BDN	BLACK DOUBLE NET BUTTERFLY TEXTILE 20X20'	52
C4463-1	MP EYE COUPLER WITH LIFTING RING	70	F825	SWIVELLING ADAPTER	94	I930BL	BLACK COMMANDO BUTTERFLY TEXTILE 20X20'	52
C4464-1	MP EYE COUPLER WITH M12 BOLT PLUS NUT	70	F830	SWIVELLING ADAPTER	94	I930BSN	BLACK SINGLE NET BUTTERFLY TEXTILE 20X20'	52
C4465-1	MP EYE COUPLER WITH 28MM BUSHING	70	F830RH	SWIVELLING ADAPTER	94	I930CKG	CROMAKEY GREEN BUTTERFLY TEXTILE 20X20'	52
C4469	MP EYE COUPLER WITH 16MM BUSHING	71	F830TH	SWIVELLING ADAPTER	94	I930K	SILK (ARTIFICIAL) BUTTERFLY TEXTILE 20X20'	52
C4482	SWIVEL MP EYE COUPLER	71	F831TH	SWIVELLING ADAPTER	94	I930SD	SOFT DIFFUSER (GRID) BUTTERFLY TEXTILE 20X20'	52
C4485	MP EYE COUPLER SWIVEL AND TILT		F1000	PUMP CUP WITH 16MM BABY SWIVEL SPIGOT	84	I930SDL	SOFT DIFFUSER LIGHT (LIGHT GRID)	
	TRUSS SUPPORT 150-250	71	F1100	PUMP CUP WITH 16MM BABY FIXED SPIGOT	84		BUTTERFLY TEXTILE 20X20' '	52
C4486	MP EYE COUPLER SWIVEL AND TILT		F1200	COLUMN ARM	82	I920WG	WHITE/GOLD BUTTERFLY TEXTILE 20X20'	52
	TRUSS SUPPORT 200-400	71	F1501	30MM (1.2") POLYHOLDER	51	I1010	MEAT AXE FLAG 30X36"	48
C4560-1	SLIM MP EYE COUPLER	72	F1504	FOAMCORE FORK 16MM PIN	50	I1020	CUTTER 10X42"	48
C4564-1	MP EYE COUPLER 12MM BOLT + NUT	72	F1521	50MM (2") POLYHOLDER WITH 16MM SPIGOT	51	I1021	CUTTER 18X18"	48
D050	SET OF 6 BLUE T-TOPS	19	F900	BABY TRIPLE HEADER 5X16MM PIN/16MM SOCKET	82	I1024	SOLID BLACK FLAG 48X48"	46
D100	DOUBLE GRIP HEAD	18	G100-2	SMALL SAND BAG	43	I1030	FLOPPY CUTTER 24X72"	48
D200	2"½ GRIP HEAD	18	G200-1	LARGE SAND BAG	43	I1031	FLOPPY CUTTER 48X48"	48

INDEX

art	description	page
14831	SILVER/WHITE OVAL REFLECTOR 48X35"	49
14834	SILVER/GOLD OVAL REFLECTOR 48X35"	49
16208	SUNFIRE/WHITE OVAL REFLECTOR 73X48"	49
18030CB	MOUNTING STIRRUP FOR 40" REFLECTOR BOARD	51

NOTES

